



C.G.R. & Co.

CHARTERED ACCOUNTANTS

INDEPENDENT AUDITOR'S REPORT

To the Board of Directors of GADL International Limited

We have audited the accompanying interim condensed financial statements of GADL International Limited ("the Company"), which comprise the interim condensed Balance Sheet as at December 31, 2018, the interim condensed Statement of Profit and Loss including the statement of Other Comprehensive Income, interim condensed Cash Flow Statement and the Interim condensed statement of Changes in Equity for the nine-month period then ended, and a summary of significant accounting policies and other explanatory information.

Management's Responsibility for the interim condensed Financial Statements

The Company's Board of Directors is responsible for the preparation of these interim condensed financial statements that give a true and fair view of the financial position, financial performance, total comprehensive income, changes in equity and cash flows of the Company in accordance with Indian Accounting Standard 34 "Interim Financial Reporting" ("Ind AS 34") prescribed under Section 133 of the Companies Act, 2013 ("the Act"), with rule 3 of the Companies (Indian Accounting Standards) Rules, 2015 (as amended). The Board of Directors is also responsible for maintenance of adequate accounting records in accordance with the provisions of the Act for safeguarding of the assets of the Company and for preventing and detecting frauds and other irregularities; selection and application of appropriate accounting policies; making judgments and estimates that are reasonable and prudent; and the design, implementation and maintenance of adequate internal financial control that were operating effectively for ensuring the accuracy and completeness of the accounting records, relevant to the preparation and presentation of the interim condensed financial statements that give a true and fair view and are free from material misstatement, whether due to fraud or error.

Auditor's Responsibility on the interim condensed financial statements

Our responsibility is to express an opinion on these interim condensed financial statements based on our audit. We conducted our audit in accordance with the Standards on Auditing, issued by the Institute of Chartered Accountants of India, as specified under Section 143(10) of the Act. Those Standards require that we comply with ethical requirements and plan and perform the audit to obtain reasonable assurance about whether the interim condensed financial statements are free from material misstatement.

An audit involves performing procedures to obtain audit evidence about the amounts and disclosures in the interim condensed financial statements. The procedures selected depend on the auditor's judgment, including the assessment of the risks of material misstatement of the interim condensed financial statements, whether due to fraud or error. In making those risk assessments, the auditor considers internal financial control relevant to the Company's preparation of the interim condensed financial statements that give a true and fair view in order to design audit procedures that are appropriate in the circumstances but not for the purpose of expressing an opinion on whether the Company has in place an adequate internal financial controls system over financial reporting and the effectiveness of such



controls. An audit also includes evaluating the appropriateness of accounting policies used and the reasonableness of the accounting estimates made by the Company's Directors, as well as evaluating the overall presentation of the interim condensed financial statements. We believe that the audit evidence we have obtained is sufficient and appropriate to provide a basis for our audit opinion on the interim condensed financial statements.

Opinion

In our opinion and to the best of our information and according to the explanations given to us, the accompanying interim condensed financial statements give a true and fair view in accordance with Indian Accounting Standard 34 "Interim Financial Reporting" ("Ind AS 34") prescribed under Section 133 of the Companies Act, 2013 ("the Act"), read with rule 3 of the Companies (Indian Accounting Standards) Rules, 2015 (as amended).

Other matters


1. The comparative financial information for the nine months period ended December 31, 2017 presented in the accompanying interim condensed financial statements is based on Management certified financial statements and has not been audited by us.
2. The Company has also prepared separate set of special purpose financial statement for the nine months period ended December 31, 2018 in accordance with recognition and measurement principles of Accounting Standard 25-'Interim Financial Reporting' specified under section 133 of the Companies Act, read with the Companies (Accounting Standards) Amendment Rules, 2016 and other recognized accounting practices and policies in India.
3. The accompanying interim condensed financial statements have been prepared, and this report thereon issued, solely for the purpose of for the purpose of preparation of Special purpose financial statement of consolidated provisional IND-AS financial statement of GMR Infrastructure Limited ('GIL') for the period ended December 30, 2018 and for the purpose of submission to the Board of Directors of Company, Board of Directors of GIL and their auditors in review of such consolidated provisional IND-AS financial statements. Accordingly, this report should not be used, referred to or distributed for any other purpose without our prior written consent.

Our opinion is not qualified in respect of the above matters.

for C G R & Co.

Chartered Accountants

ICAI Firm Registration Number: 015078s



Chetan G.R.

Proprietor

Membership Number: 23479



Place: Bangalore

Date : March 13,2019

GADL International Limited
Balance sheet as at December 31, 2018

Particulars	Notes	31-Dec-18 Amount in USD	31-Dec-18 Amount in Rs	31-Dec-17 Amount in Rs
ASSETS				
Current assets				
Financial assets				
Trade receivables	4	227	15,839	14,710
Cash and cash equivalents	5	52,558	3,667,234	10,869,422
Current Investments	3	102,548	7,155,287	349,271,158
Loans	6	2,213,003	154,412,284	996,319,570
		2,368,336	165,250,644	1,356,474,860
TOTAL ASSETS		2,368,336	165,250,644	1,356,474,859
EQUITY AND LIABILITIES				
Equity				
Equity Share Capital	7	25,000	1,744,375	1,620,000
Other Equity	8	(2,383,440)	(166,304,526)	(166,180,118)
Total equity		(2,358,440)	(164,560,151)	(164,560,118)
Liabilities				
Current liabilities				
Financial Liabilities				
Trade payables				
Due to micro enterprises and small enterprises				
Due to others	9	22,891	1,597,220	1,547,230
Other current liabilities	10	4,703,885	328,213,576	1,519,487,748
		4,726,776	329,810,796	1,521,034,978
		4,726,776	329,810,796	1,521,034,978
TOTAL EQUITY AND LIABILITIES		2,368,336	165,250,645	1,356,474,859
Corporate Information	1			
Summary of significant accounting policies	2			


The accompanying notes are an integral part of the financial statements.

As per our report of even date

For CGR and Co

ICAI firm registration number: 150785

Chartered Accountants



Chetan Gotlur Ravi

Proprietor

Membership number: 234729



For and on behalf of the Board of Directors of
GADL International Limited



Elia Nicolaou
Director



Ashwanee Ramsurrun
Director

Date:

Place:

GADL International Limited
Statement of profit and loss for the Period ended December 31, 2018

Particulars	Notes	31-Dec-18 Amount in USD	31-Dec-18 Amount in Rs	31-Dec-17 Amount in Rs
Operating Income	11	-	-	165,154,250
Other Income	12	234,020	15,990,587	52,167,472
Total Income		234,020	15,990,587	217,321,722
Construction Cost	13	-	-	138,729,570
Finance costs	14	32,788	2,240,404	1,798,266
Other expenses	15	20,164	1,377,806	2,268,294
Total Expenses		52,952	3,618,210	142,796,130
Profit/(loss) before exceptional items and tax		181,068	12,372,376	74,525,592
Exceptional items		-	-	-
Profit/(loss) before and tax		181,068	12,372,376	74,525,592
(1) Current tax		-	-	-
Income tax expense		-	-	-
Profit/(loss) for the year		181,068	12,372,376	74,525,592
Profit for the year		181,068	12,372,376	74,525,592

OTHER COMPREHENSIVE INCOME

Other comprehensive income to be reclassified to profit or loss in subsequent periods:

Change in Fair value of Investments Available-for-Sale

Exchange differences on translation of foreign operations

Net other comprehensive income not to be reclassified to profit or loss in subsequent periods

TOTAL COMPREHENSIVE INCOME FOR THE YEAR, NET OF TAX

Earnings per share for continuing operations

Basic, profit from continuing operations attributable to equity holders of the parent

Diluted, profit from continuing operations attributable to equity holders of the parent

Corporate Information

Summary of significant accounting policies

7.24	-4.98	3,498.66
7.24	-4.98	3,498.66

The accompanying notes are an integral part of the financial statements.

As per our report of even date

For CGR and Co

ICAI firm registration number: 150785

Chartered Accountants



Chetan Gotlur Ravi

Proprietor


Membership number: 234729



For and on behalf of the Board of Directors of
GADL International Limited



Elia Nicolaou
Director



Ashwanee Ramsurrun
Director

Date:

Place:

GADL International Limited
Cash flow statement for the year Period December 31, 2018

	(Rs.) 31 December 2018	(Rs.) 31 December 2017
PARTICULARS		
A. Cash Flow From/(Used In) Operating Activities:		
Profit Before Taxation	12,372,376	52,108,686
Adjustments for:		
Interest and Finance charges	2,240,404	1,847,489
Interest Income	(5,493,527)	(12,093,077)
Gain/(Loss) on Available for sale Instruments	(10,497,060)	(97,393)
Amounts due to related party	-	1,578,656,200
Write-off of Trade and Other Receivables	-	-
Write-back of Trade and Other Receivables	-	-
Effect of changes in exchange rates on translation	-	-
Operating Profit Before Working Capital Changes	(1,377,806)	1,620,421,905
Movements in working capital :		
(Increase) / decrease in inventories	-	-
(Increase) / decrease in investments	342,115,871	-
(Increase)/ decrease in trade receivables	(1,129)	-
(Increase)/ decrease in loans and advances	841,907,286	49,749
(Increase)/ decrease in other assets	-	-
Increase/ (Decrease) in trade payables	49,990	(63,141,769)
Increase/ (Decrease) in other financial liabilities	-	(1,546,078,600)
Increase/ (Decrease) in other current liabilities	(1,191,274,172)	-
Cash generated from /(Used in) Operating Activities	(8,579,961)	11,251,285
Direct taxes paid (net of refunds)	-	-
Net Cash From /(Used In) Operating Activities - (A)	(8,579,961)	11,251,285
B. Cash Flow from/ (Used In) Investing Activities:		
(Purchase)/Sale of Fixed Assets (Net)	-	1,777,140
Proceeds on disposal of Instruments	-	-
Gain on Sale of Investments	10,497,060	-
Interest Received	5,493,527	-
Net Cash From /(Used In) Investing Activities	15,990,587	1,777,140
C. Cash Flow From/(Used In) Financing Activities:		
Proceeds/(Repayments) from/of Borrowings (Net)	-	-
Interest and Finance Charges Paid	(2,240,404)	(1,763,921)
Net Cash From /(Used In) Financing Activities	(2,240,404)	(1,763,921)
Net increase in cash and cash equivalents (A + B + C)	5,170,222	11,264,504
Cash and cash equivalents as at January 1, 2018	10,869,422	117,315
Effect of changes in exchange rates on cash and cash equivalent	(12,372,410)	(512,397)
Cash and Cash Equivalent as at September 30, 2018	3,667,234	10,869,422
COMPONENTS OF CASH AND CASH EQUIVALENTS		
Cash on hand		
Cheques/ drafts on hand		
With banks:		
- on current account	3,667,234	10,869,422
Total cash and cash equivalents	3,667,234	10,869,422

Corporate Information
Summary of significant accounting policies

For CGR and Co
ICAI firm registration number: 150785
Chartered Accountants

Chetan Gotlur Ravi
Proprietor
Membership number: 234729
Place:
Date:



For and on behalf of the Board of Directors
GADL International Limited

Ella Nicolaou
Director

Ashwanee Ramsurrun
Director

GADL International Limited
Statement of change in equity for year Period Dec 31, 2018

(Amount in Rupees)

Particulars	Attributable to the equity holders of the parent			Total Equity
	Equity share capital	Reserves and surplus	Foreign currency	
		Retained earnings	translation reserve	
As at 1 January 2018	1,620,000	(108,327,806)	(57,852,311)	(164,560,117)
Profit / Addition for the period	-	12,372,376		12,372,376
Exchange differance on foregin currency convertible	124,375		(12,496,785)	(12,372,411)
At 31st Dec 2018	1,744,375	(95,955,430)	(70,349,096)	(164,560,152)
				(795,778)
At at 1st January 2017	1,717,250	(182,853,398)	(70,793,290)	(251,929,438)
Profit / Addition for the period		74,525,592		74,525,592
Exchange differance on foregin currency convertible	(97,250)		12,940,979	12,843,729
At 31st Dec 2017	1,620,000	(108,327,806)	(57,852,311)	(164,560,117)

* Change in equity share capital is mainly due to change in foreign exchange rates used for translating in current financial year.

Corporate Infomation 1
Summary of significant accounting policies 2
As per our report of even date
For CGR and Co
ICAI firm registration number: 15078s
Chartered Accountants



Chetan Gotlur Ravi
Proprietor
Membership number: 234729
Place:
Date:



For and on behalf of the Board of Directors
GADL International Limited



Elia Nicolaou
Director



Ashwantee Ramsurun
Director

GADL International Limited

Notes forming part of the financial statements for period ended Dec 31, 2018

3 Financials Assets

Investment in units of Mirabaud (Middle East) Limited

Hedge Funds

Shares

Dec 18 Amount in USD	Dec 18 Amount in Rs	Dec 17 Amount in Rs
-	-	2,794,176
102,548	7,155,287	346,476,982
102,548	7,155,287	349,271,158

4 Trade Receivables

Trade receivables

Dec 18 Amount in USD	Dec 18 Amount in Rs	Dec 17 Amount in Rs
227	15,839	14,710
227	15,839	14,710

5

Cash and cash equivalents

Balances with banks:

– On current accounts

Dec 18 Amount in USD	Dec 18 Amount in Rs	Dec 17 Amount in Rs
52,558	3,667,234	10,869,422
52,558	3,667,234	10,869,422

6 Loans

Current

Loans to Related parties unsecured considered good

Dec 18 Amount in USD	Dec 18 Amount in Rs	Dec 17 Amount in Rs
2,213,003	154,412,284	996,319,570
2,213,003	154,412,284	996,319,570



GADL International Limited
Notes forming part of the financial statements for period ended Dec 31, 2018

7 Share capital

Issued, Subscribed and paid-up shares

(i) 25,000 (December 31, 2016: 25,000) equity shares of \$ 1 each fully paid up

Dec 18		Dec 17	
No. of Shares	Amount in INR	No. of Shares	Amount in INR
25,000	1,744,375		
	1,652,500	25,000	1,620,000
25,000	1,744,375	25,000	1,620,000

Total issued, subscribed and fully paid-up share capital

(a) Reconciliation of the shares outstanding at the beginning and at the end of the reporting period
Equity Shares

At the beginning of the period
Outstanding at the end of the period

Dec 18		Dec 17	
No. of Shares	Amount in INR	No. of Shares	Amount in INR
25,000	1,620,000		
25,000	1,744,375	25,000	1,717,250
		25,000	1,620,000

(d) Shares held by holding/ ultimate holding company and/ or their subsidiaries/ associates

Out of equity shares issued by the company, shares held by its holding company and their subsidiaries/ associates are as below:

GADL(Mauritius)Limited

25,000 (September 31, 2017: 25,000) equity shares of \$ 1 each fully paid up

Dec 18		Dec 17	
No. of Shares	Amount in INR	No. of Shares	Amount in INR
25,000	1,744,375		
	1,652,500	25,000	1,620,000

(e) The holders of ordinary shares are entitled to receive dividends as declared from time to time and entitled to one vote per share at shareholder's meetings of the Company.



GADL International Limited
Notes forming part of the financial statements for period ended Dec 31, 2018

8	Other equity	Dec 18	Dec 18	Dec 17
		Amount in USD	Amount in Rs	Amount in Rs
	Foreign Currency Translation Gain/(Loss)			
	Balance as per the last financial statements		(57,852,311)	(70,793,290)
	Add: during the year		(12,496,785)	12,940,979
	Closing Balance	-	(70,349,096)	(57,852,311)
	Other comprehensive income- Fair value reserve			
	Surplus in the statement of profit and loss			
	Opening Balance	(2,564,508)	(108,327,806)	(182,853,398)
	(Loss)/Profit for the year	181,068	12,372,376	74,525,592
	Net surplus in the statement of profit and loss	(2,383,440)	(95,955,430)	(108,327,806)
	Total	(2,383,440)	(166,304,526)	(166,180,117)
9	Trade payables	Dec 18	Dec 18	Dec 17
		Amount in USD	Amount in Rs	Amount in Rs
	Trade/Non Trade payable	22,891	1,597,220	1,547,230
		22,891	1,597,220	1,547,230
10	Other current liabilities	Dec 18	Dec 18	Dec 17
		Amount in USD	Amount in Rs	Amount in Rs
	Advance from customers	4,703,885	328,213,576	1,519,487,748
		4,703,885	328,213,576	1,519,487,748



GADL International Limited

Notes forming part of the financial statements for period ended Dec 31, 2018

11 Revenue from operations

Offshore Design Services Income

Dec 18	Dec 18	Dec 17
Amount in \$	Amount in Rs	Amount in Rs
-	-	165,154,250
-	-	165,154,250

12 Other income

Interest income from inter corporate deposits
Profit on sale of current investments (other than trade)
Fair value of Investment Available for sale
Sale of material
Gain/(Loss) Available for sale Investment Reclassified

Dec 18	Dec 18	Dec 17
Amount in \$	Amount in Rs	Amount in Rs
80,397	5,493,527	11,770,874
16,905	1,155,119	94,799
-	-	(39,703)
-	-	16,496,531
136,718	9,341,941	23,844,971
234,020	15,990,587	52,167,472

13 Construction Cost

Construction Cost

Dec 18	Dec 18	Dec 17
Amount in \$	Amount in Rs	Amount in Rs
-	-	138,729,570
-	-	138,729,570

14 Finance costs

Bank and other finance charges

Dec 18	Dec 18	Dec 17
Amount in \$	Amount in Rs	Amount in Rs
32,788	2,240,404	1,798,266
32,788	2,240,404	1,798,266

15 Other expenses

Repairs and maintenance-Others
Consultancy and professional fees
Payment to auditor
Expenses-Claims
Miscellaneous expenses

Dec 18	Dec 18	Dec 17
Amount in \$	Amount in Rs	Amount in Rs
-	-	54,633
13,739	938,786	1,345,148
5,018	342,880	623,887
-	-	244,626
1,407	96,140	-
20,164	1,377,806	2,268,294



GADL International Limited

Notes to IND AS consolidated financial statements for the year ended December 31, 2018

1. Corporate Information

GADL International Limited (the "Company") is a limited liability Company incorporated in Isle of Man with its registered office at 2a, Lord Street, Douglas, Isle of Man and re-registered and domiciled in the Republic of Maldives since 5th January, 2011 and is presently governed under the Companies Act No. 10 of 1996, with its re-registered office at 1st Floor, G Hulhugali, Kalhuhuraa Maagu, Male-20192, Republic of Maldives. The main business activities of the Company are to provide design and engineering services.

The company is re-registered in the Republic of Maldives to carry out the construction activities of existing terminal and new terminal at the Ibrahim Nasir International Airport. The Company's registration in Maldives was valid until 31st December 2016.

These financial statements for the year ended 31st December 2018 have been prepared and presented for the purpose of consolidation of GMR Airports Limited / GMR Infrastructure Limited / GMR Enterprises Private Limited.

2. Significant Accounting Policies

2.1 Basis of Preparation

The financial statement of the company has been prepared in accordance with general accepted accounting principles in India (Ind AS). The company has converted these financial statements to comply in all material respects with the Indian Accounting Standards (Ind AS) prescribed under section 133 of the Act read with Rule 3 of the Companies (Indian Accounting Standards) Rules, 2015 and relevant amendment rules issued thereafter.

The financial statements are prepared under the historical cost convention on the accrual basis except for certain financial instruments which are measured at fair values. Accounting policies have been consistently applied by the company. The accounting policies adopted in the preparation of the financial statements are consistent with those of previous year.

(a) Functional and Presentation Currency

The company's functional currency is United States Dollar (USD). All financial information presented in USD has been rounded to the nearest dollar. For presentation purposes, the financials are being converted to Indian Rupees (INR) using average exchange rate for Profit & Loss account and closing exchange rate for Balance sheet items.

(b) Foreign Currency Transactions

The decision has been taken by management of the Company to maintain the functional currency as USD in the financial statements since most of the business transactions are dealt in USD.

Transactions in currencies other than USD are translated to USD at the exchange rate ruling at the date of transaction. Monetary assets and liabilities denominated in currencies other



GADL International Limited

Notes to IND AS consolidated financial statements for the year ended December 31, 2018

than USD are translated to USD at the exchange rate ruling at the balance sheet date. Foreign exchange differences arising on translation are recognized in the income statement.

Non-monetary assets and liabilities, which are measured at historical cost, denominated in currencies other than USD, are translated to USD at the exchange rates ruling at the dates of transactions. Non-monetary assets and liabilities, which are stated at fair value, denominated in currencies other than USD, are translated to USD at the exchange rates ruling at the dates the values were determined.

2.2 Summary of significant accounting policies

a. Current versus non-current classification

The Company presents assets and liabilities in the balance sheet based on current/ non-current classification. An asset is treated as current when it is:

- i) Expected to be realised or intended to be sold or consumed in normal operating cycle
- ii) Held primarily for the purpose of trading
- iii) Expected to be realised within twelve months after the reporting period, or
- iv) Cash or cash equivalent unless restricted from being exchanged or used to settle a liability for at least twelve months after the reporting period .

All other assets are classified as non-current.

A liability is current when:

- i) It is expected to be settled in normal operating cycle
- ii) It is held primarily for the purpose of trading
- iii) It is due to be settled within twelve months after the reporting period, or
- iv) There is no unconditional right to defer the settlement of the liability for at least twelve months after the reporting period

All other liabilities are classified as non-current.

Deferred tax assets and liabilities are classified as non-current assets and liabilities. The operating cycle is the time between the acquisition of assets or inventory for processing and their realisation in cash and cash equivalents. The Company has identified twelve months as its operating cycle.

b. Fair value measurement of financial instruments

The Company measures financial instruments, such as, derivatives at fair value at each balance sheet date using valuation techniques.

Fair value is the price that would be received to sell an asset or paid to transfer a liability in an orderly transaction between market participants at the measurement date. The fair value measurement is based on the presumption that the transaction to sell the asset or transfer the liability takes place either:

- a) In the principal market for the asset or liability, or



A

GADL International Limited

Notes to IND AS consolidated financial statements for the year ended December 31, 2018

- b) In the absence of a principal market, in the most advantageous market for the asset or liability

The principal or the most advantageous market must be accessible by the Company.

The fair value of an asset or a liability is measured using the assumptions that market participants would use when pricing the asset or liability, assuming that market participants act in their economic best interest.

A fair value measurement of a non-financial asset takes into account a market participant's ability to generate economic benefits by using the asset in its highest and best use or by selling it to another market participant that would use the asset in its highest and best use.

The Company uses valuation techniques that are appropriate in the circumstances and for which sufficient data are available to measure fair value, maximising the use of relevant observable inputs and minimising the use of unobservable inputs.

All assets and liabilities for which fair value is measured or disclosed in the standalone financial statements are categorised within the fair value hierarchy, described as follows, based on the lowest level input that is significant to the fair value measurement as a whole:

Level 1 — Quoted (unadjusted) market prices in active markets for identical assets or liabilities

Level 2 — Valuation techniques for which the lowest level input that is significant to the fair value measurement is directly or indirectly observable

Level 3 — Valuation techniques for which the lowest level input that is significant to the fair value measurement is unobservable

For assets and liabilities that are recognised in the standalone financial statements on a recurring basis, the Company determines whether transfers have occurred between levels in the hierarchy by re-assessing categorisation (based on the lowest level input that is significant to the fair value measurement as a whole) at the end of each reporting period.

c. Revenue recognition Under Ind AS 115 for companies where there is no contract with customer

The Company applied Ind AS 115 for the first time from April 1, 2018. Ind AS 115 supersedes Ind AS 11 Construction Contracts and Ind AS 18 Revenue and it applies, with limited exceptions, to all revenue arising from contracts with customers. Ind AS 115 establishes a five-step model to account for revenue arising from contracts with customers and requires that revenue be recognised at an amount that reflects the consideration to which an entity expects to be entitled in exchange for transferring goods or services to a customer.

In current financial year, Company does not have any revenue arising from contract with customers and thus there is no impact on the financial statements of the company on account this new revenue recognition standard.

Interest income

For all debt instruments measured either at amortised cost or at fair value through other comprehensive income, interest income is recorded using the effective interest rate (EIR). EIR is the rate that exactly discounts the estimated future cash payments or receipts over the expected life of the financial instrument or a shorter period, where appropriate, to the gross carrying amount of the



F

GADL International Limited

Notes to IND AS consolidated financial statements for the year ended December 31, 2018

financial asset or to the amortised cost of a financial liability. When calculating the effective interest rate, the Company estimates the expected cash flows by considering all the contractual terms of the financial instrument but does not consider the expected credit losses. Interest income is included in finance income in the statement of profit and loss.

Dividends

Dividend income is recognised when the Company's right to receive the payment is established, which is generally when shareholders approve the dividend.

c. Property, plant and equipment

On transition to Ind AS, the Company has elected to continue with the carrying value of all of its property, plant and equipment recognised as at March 31, 2015 measured as per the previous GAAP and use that carrying value as the deemed cost of the property, plant and equipment as on April 1, 2015.

Freehold land is carried at historical cost and is not depreciated. All other items of property, plant and equipment are stated at historical cost less accumulated depreciation and accumulated impairment losses, if any. Historical cost includes expenditure that is directly attributable to the acquisition of the items.

Subsequent costs are included in the asset's carrying amount or recognised as a separate asset, as appropriate, only when it is probable that future economic benefits associated with the item will flow to the Company and the cost of the item can be measured reliably. The carrying amount of any component accounted for as a separate assets are derecognised when replaced. All other repairs and maintenance are charged to profit and loss during the reporting period in which they are incurred.

The Company identifies and determines cost of each component/ part of the asset separately, if the component/ part has a cost which is significant to the total cost of the asset having useful life that is materially different from that of the remaining asset. These components are depreciated over their useful lives; the remaining asset is depreciated over the life of the principal asset.

The residual values, useful lives and methods of depreciation of property, plant and equipment are reviewed at each financial year end and adjusted prospectively, if appropriate.

An item of property, plant and equipment and any significant part initially recognised is derecognised upon disposal or when no future economic benefits are expected from its use or disposal. Any gain or loss arising on derecognition of the asset (calculated as the difference between the net disposal proceeds and the carrying amount of the asset) is included in the statement of profit and loss when the asset is derecognised.

d. Intangible assets

Intangible assets acquired separately are measured on initial recognition at cost. Following initial recognition, intangible assets are carried at cost less any accumulated amortisation and accumulated impairment losses, if any.



R

GADL International Limited

Notes to IND AS consolidated financial statements for the year ended December 31, 2018

The useful lives of intangible assets are assessed as either finite or indefinite.

Intangible assets with finite lives are amortised over the useful economic life and assessed for impairment whenever there is an indication that the intangible asset may be impaired. The amortisation period and the amortisation method for an intangible asset with a finite useful life are reviewed at least at the end of each reporting period with the effect of any change in the estimate being accounted for on a prospective basis. Changes in the expected useful life or the expected pattern of consumption of future economic benefits embodied in the asset are considered to modify the amortisation period or method, as appropriate, and are treated as changes in accounting estimates. The amortisation expense on intangible assets with finite lives is recognised in the statement of profit and loss unless such expenditure forms part of carrying value of another asset.

Gains or losses arising from derecognition of an intangible asset are measured as the difference between the net disposal proceeds and the carrying amount of the asset and are recognised in the statement of profit and loss when the asset is derecognised.

e. Borrowing cost

Borrowing costs consist of interest and other costs that an entity incurs in connection with the borrowing of funds. Borrowing cost also includes exchange differences to the extent regarded as an adjustment to the borrowing costs.

Borrowing costs directly attributable to the acquisition, construction or production of an asset that necessarily takes a substantial period of time to get ready for its intended use or sale are capitalised as part of the cost of the asset until such time as the assets are substantially ready for the intended use or sale. All other borrowing costs are expensed in the period in which they occur.

f. Impairment of non-financial assets

As at the end of each accounting year, the company reviews the carrying amounts of its PPE, investment property, intangible assets and investments in subsidiary, associate and joint venture companies to determine whether there is any indication that those assets have suffered an impairment loss. If such indication exists, the said assets are tested for impairment so as to determine the impairment loss, if any. Goodwill and the intangible assets with indefinite life are tested for impairment each year.

Impairment loss is recognised when the carrying amount of an asset exceeds its recoverable amount. Recoverable amount is determined:

- (a) In the case of an individual asset, at the higher of the net selling price and the value in use; and
- (b) In the case of a cash generating unit (a group of assets that generates identified, independent cash flows), at the higher of the cash generating unit's net selling price and the value in use.

(The amount of value in use is determined as the present value of estimated future cash flows from the continuing use of an asset and from its disposal at the end of its useful life. For this purpose, the



GADL International Limited

Notes to IND AS consolidated financial statements for the year ended December 31, 2018

discount rate (pre-tax) is determined based on the weighted average cost of capital of the company suitably adjusted for risks specified to the estimated cash flows of the asset).

For this purpose, a cash generating unit is ascertained as the smallest identifiable group of assets that generates cash inflows that are largely independent of the cash inflows from other assets or groups of assets.

If recoverable amount of an asset (or cash generating unit) is estimated to be less than its carrying amount, such deficit is recognised immediately in the Statement of Profit and Loss as impairment loss and the carrying amount of the asset (or cash generating unit) is reduced to its recoverable amount.

When an impairment loss subsequently reverses, the carrying amount of the asset (or cash generating unit) is increased to the revised estimate of its recoverable amount, but so that the increased carrying amount does not exceed the carrying amount that would have been determined had no impairment loss is recognised for the asset (or cash generating unit) in prior years. A reversal of an impairment loss is recognised immediately in the Statement of Profit and Loss

g. Provisions and contingent liabilities

Provisions are recognised when the Company has a present obligation (legal or constructive) as a result of a past event, it is probable that an outflow of resources embodying economic benefits will be required to settle the obligation and a reliable estimate can be made of the amount of the obligation. When the Company expects some or all of a provision to be reimbursed, for example, under an insurance contract, the reimbursement is recognised as a separate asset, but only when the reimbursement is virtually certain. The expense relating to a provision is presented in the statement of profit and loss net of any reimbursement.

If the effect of the time value of money is material, provisions are discounted using a current pre-tax rate that reflects, when appropriate, the risks specific to the liability. When discounting is used, the increase in the provision due to the passage of time is recognised as a finance cost.

A provision for onerous contracts is recognised when the expected benefits to be derived by the Company from a contract are lower than the unavoidable cost of meeting its obligations under the contract. The provision is measured at the present value of the lower of the expected cost of terminating the contract and the expected net cost of continuing with the contract. Before a provision is established, the Company recognises any impairment loss on the assets associated with that contract.

A contingent liability is a possible obligation that arises from past events whose existence will be confirmed by the occurrence or non-occurrence of one or more uncertain future events beyond the control of the Company or a present obligation that is not recognized because it is not probable that an outflow of resources will be required to settle the obligation. A contingent liability also arises in extremely rare cases where there is a liability that cannot be recognized because it cannot be measured reliably. The Company does not recognize a contingent liability but discloses its existence in the standalone financial statements.

Provisions and contingent liability are reviewed at each balance sheet.



2

GADL International Limited

Notes to IND AS consolidated financial statements for the year ended December 31, 2018

h. Financial instruments

Financial assets and financial liabilities are recognised when the Company becomes a party to the contract embodying the related financial instruments. All financial assets, financial liabilities and financial guarantee contracts are initially measured at transaction cost and where such values are different from the fair value, at fair value. Transaction costs that are directly attributable to the acquisition or issue of financial assets and financial liabilities (other than financial assets and financial liabilities at fair value through profit and loss) are added to or deducted from the fair value measured on initial recognition of financial asset or financial liability. Transaction costs directly attributable to the acquisition of financial assets and financial liabilities at fair value through profit and loss are immediately recognised in the statement of profit and loss. In case of interest free or concession loans/debentures/preference shares given to subsidiaries, associates and joint ventures, the excess of the actual amount of the loan over initial measure at fair value is accounted as an equity investment.

Investment in equity instruments issued by subsidiaries, associates and joint ventures are measured at cost less impairment.

Investment in preference shares/ debentures of the subsidiaries are treated as equity instruments if the same are convertible into equity shares or are redeemable out of the proceeds of equity instruments issued for the purpose of redemption of such investments. Investment in preference shares/ debentures not meeting the aforesaid conditions are classified as debt instruments at amortised cost.

Effective interest method

The effective interest method is a method of calculating the amortised cost of a financial instrument and of allocating interest income or expense over the relevant period. The effective interest rate is the rate that exactly discounts future cash receipts or payments through the expected life of the financial instrument, or where appropriate, a shorter period.

(a) Financial assets

Financial assets at amortised cost

Financial assets are subsequently measured at amortised cost if these financial assets are held within a business model whose objective is to hold these assets in order to collect contractual cash flows and the contractual terms of the financial asset give rise on specified dates to cash flows that are solely payments of principal and interest on the principal amount outstanding.

Financial assets measured at fair value

Financial assets are measured at fair value through other comprehensive income if these financial assets are held within a business model whose objective is to hold these assets in order to collect contractual cash flows or to sell these financial assets and the contractual terms of the financial asset give rise on specified dates to cash flows that are solely payments of principal and interest on the principal amount outstanding. The Company in respect of equity investments (other than in subsidiaries, associates and joint ventures) which are not held for trading has made an irrevocable election to present in other comprehensive income subsequent changes in the fair value of such



Y

GADL International Limited

Notes to IND AS consolidated financial statements for the year ended December 31, 2018

equity instruments. Such an election is made by the Company on an instrument by instrument basis at the time of initial recognition of such equity investments.

Financial asset not measured at amortised cost or at fair value through other comprehensive income is carried at fair value through the statement of profit and loss.

For financial assets maturing within one year from the balance sheet date, the carrying amounts approximate fair value due to the short maturity of these instruments.

Impairment of financial assets

Loss allowance for expected credit losses is recognised for financial assets measured at amortised cost and fair value through the statement of profit and loss.

The company recognises impairment loss on trade receivables using expected credit loss model, which involves use of provision matrix constructed on the basis of historical credit loss experience as permitted under Ind AS 109 – Impairment loss on investments.

For financial assets whose credit risk has not significantly increased since initial recognition, loss allowance equal to twelve months expected credit losses is recognised. Loss allowance equal to the lifetime expected credit losses is recognised if the credit risk on the financial instruments has significantly increased since initial recognition.

De-recognition of financial assets

The Company de-recognises a financial asset only when the contractual rights to the cash flows from the financial asset expire, or it transfers the financial asset and the transfer qualifies for de-recognition under Ind AS 109.

If the Company neither transfers nor retains substantially all the risks and rewards of ownership and continues to control the transferred asset, the Company recognises its retained interest in the assets and an associated liability for amounts it may have to pay.

If the Company retains substantially all the risks and rewards of ownership of a transferred financial asset, the Company continues to recognise the financial asset and also recognises a collateralised borrowing for the proceeds received.

On de-recognition of a financial asset in its entirety, the difference between the carrying amount measured at the date of de-recognition and the consideration received is recognised in statement of profit or loss.

(b) Financial liabilities and equity instruments

Classification as debt or equity

Financial liabilities and equity instruments issued by the Company are classified according to the substance of the contractual arrangements entered into and the definitions of a financial liability and an equity instrument.

Equity Instruments



Handwritten signature or mark.

GADL International Limited

Notes to IND AS consolidated financial statements for the year ended December 31, 2018

An equity instrument is any contract that evidences a residual interest in the assets of the Company after deducting all of its liabilities. Equity instruments are recorded at the proceeds received, net of direct issue costs.

Financial Liabilities

Financial liabilities are initially measured at fair value, net of transaction costs, and are subsequently measured at amortised cost, using the effective interest rate method where the time value of money is significant. Interest bearing bank loans, overdrafts and issued debt are initially measured at fair value and are subsequently measured at amortised cost using the effective interest rate method. Any difference between the proceeds (net of transaction costs) and the settlement or redemption of borrowings is recognised over the term of the borrowings in the statement of profit and loss.

For trade and other payables maturing within one year from the balance sheet date, the carrying amounts approximate fair value due to the short maturity of these instruments.

a. Financial guarantee contracts

Financial guarantee contracts issued by the Company are those contracts that require a payment to be made to reimburse the holder for a loss it incurs because the specified debtor fails to make a payment when due in accordance with the terms of a debt instrument. Financial guarantee contracts are recognised initially as a liability at fair value, adjusted for transaction costs that are directly attributable to the issuance of the guarantee.

b. De-recognition

A financial liability is derecognised when the obligation under the liability is discharged or cancelled or expires. When an existing financial liability is replaced by another from the same lender on substantially different terms, or the terms of an existing liability are substantially modified, such an exchange or modification is treated as the de-recognition of the original liability and the recognition of a new liability. The difference in the respective carrying amounts is recognised in the statement of profit and loss.

Off-setting of financial instruments

Financial assets and financial liabilities are offset and the net amount is reported in the standalone balance sheet if there is a currently enforceable legal right to offset the recognised amounts and there is an intention to settle on a net basis, to realise the assets and settle the liabilities simultaneously.

i. Cash and cash equivalents

Cash and cash equivalent in the standalone balance sheet comprise cash at banks and on hand and short-term deposits with an original maturity of three months or less, which are subject to an insignificant risk of changes in value.

For the purpose of the statement of cash flows, cash and cash equivalents consist of cash and short-term deposits, as defined above, net of outstanding bank overdrafts as they are considered an integral part of the Company's cash management.



7

GADL International Limited

Notes to IND AS consolidated financial statements for the year ended December 31, 2018

j. Foreign currencies

In preparing the financial statements, transactions in the currencies other than the Company's functional currency are recorded at the rates of exchange prevailing on the date of transaction. At the end of each reporting period, monetary items denominated in the foreign currencies are re-translated at the rates prevailing at the end of the reporting period. Non-monetary items carried at fair value that are denominated in foreign currencies are retranslated at the rates prevailing on the date when the fair value was determined. Non-monetary items are measured in terms of historical cost in a foreign currency are not retranslated.

Exchange differences arising on the retranslation or settlement of other monetary items are included in the statement of profit and loss for the period.

k. Current and deferred tax

The current income tax charge is calculated on the basis of the tax laws enacted or substantively enacted at the financial at the financial position date in the country where the Company operates taxable income. Management periodically evaluates positions taken the tax returns with respect to situations in which applicable tax regulation is subject to interpretation. It establishes provisions where appropriate on the basis of amounts expected to be paid to the tax authorities.

Deferred income tax is recognised in full, using the liabilities method, on all temporary differences arising between the tax bases of assets and liabilities and their carrying amounts in the financial statements. Deferred income tax is determined using tax rates (and laws) that have been enacted by the financial position date and are expected to apply when the related deferred income tax asset is realised or the deferred income tax liability is settled.

Deferred income tax assets on accumulated tax losses recognised to the extent that it is probable that future taxable profit will be available against which the temporary differences can utilised.

Deferred income tax assets and liabilities are offset when there is a legally enforceable right to offset current tax assets against current tax liabilities and when the deferred income tax assets and liabilities relate to income taxes levied by the same taxation authority on either the same taxable entity or different taxable entities where there is an intention to settle the balances on a net basis.

l. Investments in subsidiary

A subsidiary is an entity that is controlled by another entity. Control is determined when the entity is exposed, or has the rights to variable returns from its involvement with the investee and has the ability to affect those returns through its power over the investees.

Investments in subsidiary undertaking are initially shown at cost. Where an indication of impairment exists, the recoverable amount of the investment is assessed. Where the recoverable amount of the investment is less than its carrying amount, the investment is written down immediately to its recoverable amount and the impairment loss is recognised as an expense in the statement of profit or loss and other comprehensive income.



↗

GADL International Limited

Notes to IND AS consolidated financial statements for the year ended December 31, 2018

On disposal of the investment, the difference between the net disposal proceeds and the carrying amount is charged or credited to profit and loss.

m. Consolidated financial statements

The financial statements contain information about GADL (Mauritius) Limited as an individual company and do not contain consolidated financial information as the parent of a group. The Company has taken advantage of the exemption provided by the Companies Act 2001 allowing a wholly owned or virtually wholly owned parent company holding a Category 1 Global Business Licence not to present consolidated financial statements. The ultimate parent, GMR Infrastructure Limited, a company incorporated in India, prepares consolidated financial statements in accordance with Indian Generally Accepted Accounting Principles and not IFRS.

n. Non-current assets held-for-sale

Non-current assets (or disposal groups) are classified as assets held-for-sale when their carrying amount is to be recovered principally through a sale transaction and a sale is considered highly probable. They are stated at the lower of carrying amount and fair value less cost to sell. Assets and liabilities classified as held for sale are presented separately as current items in the statement of financial position.

o. Employee Benefits

Short-term employee benefit obligations of the Company are measured on an undiscounted basis and are expensed as the related service is provided. A liability is recognised for the amount expected to be paid under short term cash bonus if the Company has a present legal or constructive obligation to pay this amount as a result of past service provided by the employee and the obligation can be estimated reliably.

For CGR and Co
ICAI firm registration number: 15078s
Chartered Accountants



Chetan Gotlur Ravi
Proprietor
Membership number: 234729



For and on behalf of the Board of Directors of
GADL International Limited



Elia Nicolaou
Director



Ashwanee Ramsurrun
Director