

INDEPENDENT AUDITORS' REPORT

TO THE MEMBERS OF GMR CONSULTING SERVICES LIMITED

Report on the Standalone Financial Statements

Opinion

We have audited the accompanying Ind AS financial statements of **GMR Consulting Services Limited** (the "Company"), which comprise the Balance Sheet as at 31st March, 2020, the Statement of Profit and Loss, Statement of Changes in Equity and the Statement of cash flows and for the year then ended, and notes to the financial statements, including a summary of the significant accounting policies and other explanatory information. (Hereinafter referred to as "Ind AS financial statements").

In our opinion and to the best of our information and according to the explanations given to us, the aforesaid Ind AS financial statements for the year ended 31st March, 2020 give the information required by the Act in the manner so required and give a true and fair view in conformity with the accounting principles generally accepted in India, of the state of affairs of the company as at 31st March, 2020, and profit, changes in equity and its cash flows for the year ended on that date.

Basis for Opinion


We conducted our audit of the financial statements in accordance with the Standards on Auditing specified under section 143(10) of the Act (SAs). Our responsibilities under those Standards are further described in the *Auditor's Responsibilities for the Audit of the Standalone Financial Statements* section of our report. We are independent of the Company in accordance with the Code of Ethics issued by the Institute of Chartered Accountants of India (ICAI) together with the independence requirements that are relevant to our audit of the financial statements under the provisions of the Act and the Rules thereunder, and we have fulfilled our other ethical responsibilities in accordance with these requirements and the ICAI's Code of Ethics. We believe that the audit evidence we have obtained is sufficient and appropriate to provide a basis for our audit opinion on the standalone financial statements.

Information Other than the Financial Statements and Auditor's Report Thereon

The Company's Board of Directors is responsible for the other information. The other information comprises the information included in the board report, but does not include the standalone Ind AS financial statements and our auditor's report thereon. The board report is expected to be made available to us after the date of this auditor's report.

Our opinion on the standalone Ind AS financial statements does not cover the other information and we will not express any form of assurance conclusion thereon.

In connection with our audit of the standalone Ind AS financial statements, our responsibility is to read the other information identified above when it becomes available and, in doing so, consider whether such other information is materially inconsistent with the standalone Ind AS financial statements or our knowledge obtained in the audit or otherwise appears to be materially misstated.



Responsibility of Management for Ind AS Financial Statements

The Company's Board of Directors is responsible for the matters stated in Section 134(5) of the Companies Act, 2013 ("the Act") with respect to the preparation of these standalone financial statements that give a true and fair view of the financial position, financial performance including other comprehensive income / loss, changes in equity and cash flows of the Company in accordance with accounting principles generally accepted in India, including the Indian Accounting Standards (Ind AS) specified under section 133 of the Act.

This responsibility also includes maintenance of adequate accounting records in accordance with the provisions of the Act for safe guarding of the assets of the Company and for preventing and detecting frauds and other irregularities; selection and application of appropriate accounting policies; making judgments and estimates that are reasonable and prudent; and the design, implementation and maintenance of adequate internal financial controls, that were operating effectively for ensuring the accuracy and completeness of the accounting records, relevant to the preparation and presentation of the financial statements that give a true and fair view and are free from material misstatement, whether due to fraud or error.

In preparing the standalone financial statements, management is responsible for assessing the Company's ability to continue as a going concern, disclosing, as applicable, matters related to going concern and using the going concern basis of accounting unless management either intends to liquidate the Company or to cease operations, or has no realistic alternative but to do so.


The Board of Directors are responsible for overseeing the Company's financial reporting process.

Auditor's Responsibilities for the Audit of the Financial Statements

Our objectives are to obtain reasonable assurance about whether the financial statements as a whole are free from material misstatement, whether due to fraud or error, and to issue an auditor's report that includes our opinion. Reasonable assurance is a high level of assurance, but is not a guarantee that an audit conducted in accordance with SAs will always detect a material misstatement when it exists. Misstatements can arise from fraud or error and are considered material if, individually or in the aggregate, they could reasonably be expected to influence the economic decisions of users taken on the basis of these financial statements.

As part of an audit in accordance with SAs, we exercise professional judgment and maintain professional skepticism throughout the audit. We also:

- Identify and assess the risks of material misstatement of the financial statements, whether due to fraud or error, design and perform audit procedures responsive to those risks, and obtain audit evidence that is sufficient and appropriate to provide a basis for our opinion. The risk of not detecting a material misstatement resulting from fraud is higher than for one resulting from error, as fraud may involve collusion, forgery, intentional omissions, misrepresentations, or the override of internal control.
- Obtain an understanding of internal financial controls relevant to the audit in order to design audit procedures that are appropriate in the circumstances. Under section 143(3)(i) of the Companies Act, 2013, we are also responsible for expressing our opinion on whether the Company has adequate internal financial controls system in place and the operating effectiveness of such controls.




- Evaluate the appropriateness of accounting policies used and the reasonableness of accounting estimates and related disclosures made by management.
- Conclude on the appropriateness of management's use of the going concern basis of accounting and, based on the audit evidence obtained, whether a material uncertainty exists related to events or conditions that may cast significant doubt on the Company's ability to continue as a going concern. If we conclude that a material uncertainty exists, we are required to draw attention in our auditor's report to the related disclosures in the standalone financial statements or, if such disclosures are inadequate, to modify our opinion. Our conclusions are based on the audit evidence obtained up to the date of our auditor's report. However, future events or conditions may cause the Company to cease to continue as a going concern.
- Evaluate the overall presentation, structure and content of the standalone financial statements, including the disclosures, and whether the standalone financial statements represent the underlying transactions and events in a manner that achieves fair presentation.

We communicate with those charged with governance regarding, among other matters, the planned scope and timing of the audit and significant audit findings, including any significant deficiencies in internal control that we identify during our audit.

We also provide those charged with governance with a statement that we have complied with relevant ethical requirements regarding independence, and to communicate with them all relationships and other matters that may reasonably be thought to bear on our independence, and where applicable, related safeguards.

Report on Other Legal and Regulatory Requirements


1. As required by the Companies (Auditor's Report) Order, 2016 ("the Order"), issued by the Central Government of India in terms of sub-section (11) of section 143 of the Companies Act, 2013, we give in the Annexure A, a statement on the matters specified in paragraphs 3 and 4 of the Order, to the extent applicable.
2. As required by Section 143 (3) of the Act, we report that:
 - (a) We have sought and obtained all the information and explanations which to the best of our knowledge and belief were necessary for the purposes of our audit.
 - (b) In our opinion, proper books of account as required by law have been kept by the Company so far as it appears from our examination of those books
 - (c) The Balance Sheet, the Statement of Profit and Loss including statement of Other Comprehensive Income, the Cash Flow Statement and the statement of changes in equity dealt with by this Reports are in agreement with the books of account.
 - (d) In our opinion, the aforesaid Standalone IND AS financial statements comply with the Accounting Standards specified under Section 133 of the Act, read with Rule 7 of the Companies (Accounts) Rules, 2014 and the companies (Indian Accounting Standards) Rules, 2015 as amended,
 - (e) On the basis of written representations received from the directors as on March 31, 2020 and taken on record by the Board of Directors, none of the directors is disqualified as on March 31, 2020 from being appointed as a director in terms of Section 164 (2) of the Act.



**GIRISH
MURTHY & KUMAR**
Chartered Accountants

- (f) With respect to the adequacy of the internal financial controls over financial reporting of the Company and the operating effectiveness of such controls, refer to our separate report in "Annexure B" to this report
- (g) With respect to the other matters to be included in the Auditor's Report in accordance with Rule 11 of the Companies (Audit and Auditors) Rules, 2014, in our opinion and to the best of our information and according to the explanations given to us:
- As per information and explanation given to us the company did not have any pending litigation against the company or by the company which would have impact on its financial position.
 - The Company did not have any long-term contracts including derivative contracts for which there were any material foreseeable losses.
 - There were no amounts which were required to be transferred to the Investor Education and Protection Fund by the Company.

For **GIRISH MURTHY & KUMAR**
Chartered Accountants
Firm's registration number: 000934S


A.V.SATISH KUMAR
Partner
Membership number: 26526



Place: Bangalore
Date: 26th May 2020
UDIN: 20026526AAAABR5284

**GIRISH
MURTHY & KUMAR**
Chartered Accountants


Annexure A as referred to in clause 1 of paragraph on report on other legal and regulatory requirements of our report of even date.

Re:GMR Consulting Services Limited

- i. (a)The company has maintained proper records showing full particulars including quantitative details and situation of Fixed Assets.

(b)The Company has a regular programme of physical verification of its fixed assets by which all the fixed assets verified in a phased manner over a period of three years, which in our opinion, is reasonable having regard to the size of the company and the nature of its assets. As the company has capitalised most of its assets during the year, no physical verification is carried out during the year.

(c) According to the information and explanations given to us and on the basis of our examination of the records of the Company, company does not have any immovable properties, hence reporting under this clause not applicable with respect to immovable properties.
- ii. The nature of company's operations does not warrant requirement of holding stocks and therefore had no stocks of finished goods, stores, spare part and raw materials. Thus, paragraph 3(ii) of the order is not applicable to the company.
- iii. In our opinion and according to the information and explanations given to us, the company hasnot granted anysecuredor unsecured loans to the companies, firms, or other parties listed in the register maintained under section 189 of the companies Act 2013.
- iv. In our opinion and according to the information and explanations given to us, the Company has complied with provisions of the section 185 and 186of the Act, with respect to the loans and investments made.
- v. The company has not accepted deposits from the public during the year and as such this clause is not applicable.
- vi. As there is no operation in the company, no cost records are required to be maintained under sub-section (1) of Section 148 of the Companies Act, 2013 for the activities carried out by the company. Hence reporting under this clause not applicable.
- vii. (a) According to the information and explanations given to us and on the basis of our examination of the records of the company, in our opinion the Company is generally regular in payment of undisputed statutory dues including Provident Fund, income tax, Goods and service tax, Customs Duty, Wealth tax and service tax Value added tax, andcess as applicable with appropriate authorities. We are informed by the company that the provisions of Employee state insurance scheme, Investor education and protection fund, and excise duty are not applicable.



(b) According to the information and explanations given to us, no undisputed amounts payable in respect of provident fund, income tax, customs duty, wealth tax, service tax, value added tax, cess, goods and service tax and other material statutory dues were in arrears as at 31st March 2020 for a period of more than six months from the date they became payable.

(c) Investor education and protection fund is not applicable to the Company.

- viii. Based on our audit procedure and as per the information and explanation given by the management we are of the opinion that the company has not defaulted in the repayment of due to the financial institutions and banks.
- ix. The Company did not raise any money by way of initial public offer or further offer (including debt instruments) during the year. The term loan has been applied for the purpose for which they were obtained.
- x. According to the information and explanations given to us, no fraud by the Company or on the Company by its officers or employees has been noticed or reported during the course of our audit.
- xi. According to the information and explanations given to us, and based on our examination of records of the Company, the company has paid/provided any managerial remuneration during the year, as per the provisions of the companies Act, 2013
- xii. In our opinion and according to the information and explanations given to us, the Company is not a Nidhi company. Accordingly, paragraph 3(xii) of the Order is not applicable.
- xiii. According to the information and explanations given to us and based on our examination of the records of the Company, transactions with the related parties are in compliance with sections 177 and 188 of the Act where applicable and details of such transactions have been disclosed in the financial statements as required by the applicable accounting standards.
- xiv. According to the information and explanations given to us and based on our examination of the records of the Company, the Company has not made any preferential allotment or private placement of shares or fully or partly convertible debentures during the year.
- xv. According to the information and explanations given to us and based on our examination of the records of the Company, the company has not entered into non-cash transactions with directors or persons connected with him. Accordingly, paragraph 3(xv) of the Order is not applicable.



**GIRISH
MURTHY & KUMAR**
Chartered Accountants

xvi. The company is not required to be registered under section 45-IA of the Reserve Bank of India Act 1934.

FOR GIRISH MURTHY & KUMAR
Chartered Accountants

A. V. Satish Kumar

A V Satish Kumar
Partner.

Membership No: 26526
FRN No.000934S



PLACE: Bangalore
Date: 26th May 2020
UDIN: 20026526AAAABR5284

Annexure B to Auditors' Report of even date

Report on the Internal Controls on Financial Reporting under clause (i) of sub-section (3) of section 143 of the Companies Act, 2013 ("the Act")
Re: GMR Consulting Services Limited

We have audited the internal financial controls over financial reporting of **GMR Consulting Services Limited**("the Company") as of 31 March 2020 in conjunction with our audit of the financial statements of the Company for the year ended on that date.


Management's Responsibility for Internal Financial Controls

The Company's management is responsible for establishing and maintaining internal financial controls based on the internal control over financial reporting criteria established by the Company considering the essential components of internal control stated in the Guidance Note on Audit of Internal Financial Controls over Financial Reporting issued by the Institute of Chartered Accountants of India ('ICAI'). These responsibilities include the design, implementation and maintenance of adequate internal financial controls that were operating effectively for ensuring the orderly and efficient conduct of its business, including adherence to company's policies, the safeguarding of its assets, the prevention and detection of frauds and errors, the accuracy and completeness of the accounting records, and the timely preparation of reliable financial information, as required under the Companies Act, 2013.

Auditors' Responsibility

Our responsibility is to express an opinion on the Company's internal financial controls over financial reporting based on our audit. We conducted our audit in accordance with the Guidance Note on Audit of Internal Financial Controls over Financial Reporting (the "Guidance Note") and the Standards on Auditing, issued by ICAI and deemed to be prescribed under section 143(10) of the Companies Act, 2013, to the extent applicable to an audit of internal financial controls, both applicable to an audit of Internal Financial Controls and, both issued by the Institute of Chartered Accountants of India. Those Standards and the Guidance Note require that we comply with ethical requirements and plan and perform the audit to obtain reasonable assurance about whether adequate internal financial controls over financial reporting was established and maintained and if such controls operated effectively in all material respects.

Our audit involves performing procedures to obtain audit evidence about the adequacy of the internal financial controls system over financial reporting and their operating effectiveness. Our audit of internal financial controls over financial reporting included obtaining an understanding of internal financial controls over financial reporting, assessing the risk that a material weakness exists, and testing and evaluating the design and operating effectiveness of internal control based on the assessed risk. The procedures selected depend on the auditor's judgment, including the assessment of the risks of material misstatement of the financial statements, whether due to fraud or error.



We believe that the audit evidence we have obtained is sufficient and appropriate to provide a basis for our audit opinion on the Company's internal financial controls system over financial reporting.

Meaning of Internal Financial Controls over Financial Reporting

A company's internal financial control over financial reporting is a process designed to provide reasonable assurance regarding the reliability of financial reporting and the preparation of financial statements for external purposes in accordance with generally accepted accounting principles. A company's internal financial control over financial reporting includes those policies and procedures that (1) pertain to the maintenance of records that, in reasonable detail, accurately and fairly reflect the transactions and dispositions of the assets of the company; (2) provide reasonable assurance that transactions are recorded as necessary to permit preparation of financial statements in accordance with generally accepted accounting principles, and that receipts and expenditures of the company are being made only in accordance with authorisations of management and directors of the company; and (3) provide reasonable assurance regarding prevention or timely detection of unauthorised acquisition, use, or disposition of the company's assets that could have a material effect on the financial statements.

Inherent Limitations of Internal Financial Controls over Financial Reporting

Because of the inherent limitations of internal financial controls over financial reporting, including the possibility of collusion or improper management override of controls, material misstatements due to error or fraud may occur and not be detected. Also, projections of any evaluation of the internal financial controls over financial reporting to future periods are subject to the risk that the internal financial control over financial reporting may become inadequate because of changes in conditions, or that the degree of compliance with the policies or procedures may deteriorate.



**GIRISH
MURTHY & KUMAR**
Chartered Accountants


Opinion

In our opinion, the Company has, in all material respects, an adequate internal financial controls system over financial reporting and such internal financial controls over financial reporting were operating effectively as at 31 March 2020, based on the internal control over financial reporting criteria established by the Company considering the essential components of internal control stated in the Guidance Note on Audit of Internal Financial Controls Over Financial Reporting issued by the Institute of Chartered Accountants of India.

FOR GIRISH MURTHY & KUMAR

Chartered Accountants

FRN No.000934S



A V Satish Kumar

Partner.

Membership No: 26526



PLACE: Bangalore

Date: 26th May 2020

UDIN: 20026526AAAABR5284

GMR CONSULTING SERVICES PRIVATE LIMITED
Standalone Balance Sheet as at March 31, 2020

(Rs.)

Particulars	Notes	March 31, 2020	March 31, 2019
ASSETS			
Non-current assets			
Property plant and equipment	3	23,95,356.30	32,96,476.84
Intangible assets	5	20,287.58	20,287.58
Loans	9	16,300.00	16,300.00
Income tax asset		68,302.84	33,25,140.49
Other non current assets	11	32,85,459.00	31,74,505.00
		57,85,705.72	98,32,709.91
Current assets			
Trade receivables	8	30,05,378.06	30,08,127.00
Cash and cash equivalents	14	19,16,716.74	5,53,988.74
Other current assets	11	1,38,94,376.69	1,35,82,447.79
		1,88,16,471.49	1,71,44,563.53
Total assets		2,46,02,177.21	2,69,77,273.44
EQUITY AND LIABILITIES			
EQUITY			
Share capital	15	5,00,000.00	5,00,000.00
Other equity	16	(61,06,220.96)	49,86,607.02
Equity attributable to equity holders of the parent		-56,06,220.96	54,86,607.02
Non-controlling interests		-	-
		-56,06,220.96	54,86,607.02
LIABILITIES			
Non-current liabilities			
Provisions	20	9,68,405.00	6,79,392.00
		9,68,405.00	6,79,392.00
Current liabilities			
Financial liabilities			
Short term borrowings	22	1,91,94,339.00	99,72,088.00
Trade payables	18	62,11,005.14	56,72,650.53
Other financial liabilities	19	35,77,280.15	47,60,956.88
Provisions	20	1,38,789.77	2,51,206.73
Other current liabilities	21	1,18,579.11	1,54,372.28
		2,92,39,993.17	2,08,11,274.42
Total liabilities		3,02,08,398.17	2,14,90,666.42
Total equity and liabilities		2,46,02,177.21	2,69,77,273.44

Summary of significant accounting policies

The accompanying notes are an integral part of the consolidated financial statements

As per our report of even date

For **GIRISH MURTHY & KUMAR**

Chartered Accountants

ICAI Firm registration number: 000934S

per **A.V. SATHISH KUMAR**

Partner

Membership No: 26526

S.N. BARDE
DIRECTOR
DIN: 03140784

For and on behalf of Board of Directors of

Corporate identity number:

HARVINDER MANOCHA

DIRECTOR

DIN No: 03272052



Place: Bengaluru

Date:



Place:

DELHI

Date:

Particulars	Notes	March 31, 2020	March 31, 2019
(Rs.)			
Continuing operations			
INCOME			
Revenue from operations	23	-	95,13,158.00
Other income	25	43,583.03	3,97,249.43
Total income		43,583.03	99,10,407.43
EXPENSES			
Employee benefit expenses	29	60,58,069.03	53,98,428.91
Depreciation & amortisation expenses	31	9,01,120.54	15,87,696.48
Other expenses	30	41,31,354.44	69,93,699.69
Total expenses		1,10,90,544.01	1,39,79,825.08
Profit/(loss) before share of (loss)/profit of associates and joint venture and tax expenses and exceptional items from continuing operations		(1,10,46,960.98)	(40,69,417.65)
Profit/(loss) before exceptional items and tax from continuing operation		(1,10,46,960.98)	(40,69,417.65)
Profit/(loss) before tax from continuing operation		(1,10,46,960.98)	(40,69,417.65)
Tax expenses of continuing operations			
Adjustments of tax relating to earlier periods		-	(1,58,89,138.00)
Total tax expenses			(1,58,89,138.00)
Profit/(loss) after tax from continuing operations		(1,10,46,960.98)	1,18,19,720.35
Profit/(loss) for the year/period (A)		(1,10,46,960.98)	1,18,19,720.35
Other comprehensive income not to be reclassified to profit or loss in subsequent periods:			
Re-measurement gains / (losses) on post employment defined benefit plans		(45,867.00)	2,596.00
Net other comprehensive income not to be reclassified to profit or loss in subsequent periods		(45,867.00)	2,596.00
Other comprehensive income for the year/period, net of tax (B)		(45,867.00)	2,596.00
Total comprehensive income for the year/period, net of tax (A+B)		(1,10,92,827.98)	1,18,22,316.35
Weighted average number of equity shares for basic EPS		50,000.00	50,000.00
Weighted average number of equity shares adjusted for the effect of dilution		50,000.00	50,000.00
Earnings per equity share from continuing operations Basic and diluted, computed on the basis of profit from continuing operations attributable to equity holders			
Basic		(220.94)	236.39
Diluted		(220.94)	236.39
Summary of significant accounting policies			

The accompanying notes are an integral part of the consolidated financial statements

As per our report of even date

For **GIRISH MURTHY & KUMAR**
Chartered Accountants

ICA Firm registration number: 000934S

per **A.V. SATHISH KUMAR**

Partner

Membership No: 26526



S. N. Barde
S N BARDE
DIRECTOR
DIN: 03140784

For and on behalf of Board of Directors of
Corporate identity number:
HARVINDER MANOCHA
DIRECTOR
DIN No: 03272052



Place: Bengaluru

Date:

Place:

DELHI

Date:

GMR CONSULTING SERVICES PRIVATE LIMITED

Notes to the Standalone financial statements for the year/period ended March 31, 2020

Statement of changes in equity

	Notes	Attributable to the equity holders			Total equity
		Equity share capital	Retained earnings	Reserves and surplus	
				Items of OCI	
				Remeasurement gain/(loss) on defined benefit plans (OCI)	
Balance as at April 1, 2018		5,00,000.00	(51,53,767.00)	(16,81,939.00)	(63,35,706.00)
Profit/ (loss) during the period/year		-	1,18,19,720.35	-	1,18,19,720.35
Other comprehensive income		-	-	2,596.00	2,596.00
Total comprehensive income for the period/year		-	1,18,19,720.35	2,596.00	1,18,22,316.35
Balance as at March 31, 2019		5,00,000.00	66,65,953.35	(16,79,343.00)	54,86,610.35
Opening balance		5,00,000.00	66,65,953.35	(16,79,343.00)	54,86,610.35
Profit/ (loss) during the period/year		-	(1,10,46,960.98)	-	(1,10,46,960.98)
Other comprehensive income		-	-	(45,867.00)	(45,867.00)
Total comprehensive income for the period/year		-	(1,10,46,960.98)	(45,867.00)	(1,10,92,827.98)
Adjustment in retained earnings		-	-	-	-
Balance as at year/period ended ,March 31, 2020		5,00,000.00	(43,81,007.63)	(17,25,210.00)	(56,06,220.96)

The accompanying notes are an integral part of the financial statements

As per our report of even date

For GIRISH MURTHY & KUMAR

Chartered Accountants

ICAI Firm registration number: 000934S

per A.V. SATHISH KUMAR

Partner

Membership No: 26526

Place: Bengaluru
Date:



SN BARDE
DIRECTOR
DIN: 03140784

For and on behalf of Board of Directors of

Corporate identity number:

HARVINDER MANOCHA

DIRECTOR

DIN No: 03272052

Place:
Date:



GMR Consulting Services Limited					
Statement of Unaudited standalone financial results for Quarter and Year ended March 31, 2020					
Amount in Rs					
Particulars	Quarter ended			Year ended	
	31-March-20	31-December-19	31-March-19	31-March-20	31-March-19
	Un Audited	Un Audited	Un Audited	Audited	Audited
A Continuing Operations					
1 Revenue					
a) Revenue from operations					
(a) Sales/income from operations	-	-	11,50,000	-	95,13,158
(b) Other operating income	-	-	-	-	-
b) Other income					
i) Foreign Exchange Fluctuation (Net)	-	-	-	-	-
ii) Others	43,583	-	-	43,583	3,97,249
Total revenue	43,583	-	11,50,000	43,583	99,10,407
2 Expenses					
(g) Employee benefits expense	12,91,062	16,08,852	13,04,896	60,58,069	53,98,429
(h) Finance costs	-	-	-	-	-
(i) Depreciation and amortisation expenses	1,90,089	1,93,585	3,67,865	9,01,121	15,87,696
(j) Other expenses	10,61,852	10,09,368	5,64,103	41,31,354	69,93,700
Total expenses	25,43,003	28,11,805	22,36,864	1,10,90,544	1,39,79,825
3 Profit/(loss) from continuing operations before exceptional items and tax expense (1-2)	(24,99,420)	(28,11,805)	(10,86,864)	(1,10,46,961)	(40,69,418)
4 Exceptional items					
5 Profit/(loss) from continuing operations before tax expenses (3 ± 4)	(24,99,420)	(28,11,805)	(10,86,864)	(1,10,46,961)	(40,69,418)
6 Tax expenses of continuing operations					
(a) Current tax	-	-	-	-	0
(b) Deferred tax	-	-	-	-	-
(c) Tax adjustment for earlier years	-	-	-	-	(1,58,89,138)
7 Profit/(loss) after tax from continuing operations (5 ± 6)	(24,99,420)	(28,11,805)	(10,86,864)	(1,10,46,961)	1,18,19,720
B Discontinued Operations					
8 Profit/(loss) from discontinued operations before tax expenses	-	-	-	-	-
9 Tax expenses of discontinued operations					
(a) Current tax	-	-	-	-	-
(b) Deferred tax	-	-	-	-	-
10 Profit/(loss) after tax from discontinued operations (8 ± 9)	-	-	-	-	-
11 Profit/(loss) after tax for respective periods (7 + 10)	(24,99,420)	(28,11,805)	(10,86,864)	(1,10,46,961)	1,18,19,720
12 Other Comprehensive Income					
(A) (i) Items that will not be reclassified to profit or loss	(5,178)	34,080	16,499	(45,867)	2,596
(ii) Income tax relating to items that will not be reclassified to profit or loss	-	-	-	-	-
12 Share of profit / (loss) of associates*					
13 Minority interest *					
14 Net Profit / (Loss) after taxes minority interest and share of profit / (loss) of associates (11 ± 12 ± 13)					
13 Total other comprehensive income, net of tax for the respective periods	(5,178)	34,080	16,499	(45,867)	2,596
Total comprehensive income for the respective periods (11 ± 13) [comprising Profit (loss) and Other comprehensive income (net of tax) for the respective periods]	(25,04,598)	(27,77,725)	(10,70,365)	(1,10,92,828)	1,18,22,316
Earnings per equity share					
i) Basic/ Diluted before Exceptional items	(49.99)	(56.24)	(21.74)	(220.94)	(81.39)
ii) Basic/ Diluted after Exceptional items	-	-	-	-	-
iii) Basic/Diluted EPS from continued operations	(50.09)	(55.55)	(21.41)	(221.86)	236.45
iv) Basic/Diluted EPS from discontinued operations	-	-	-	-	-

For Girish Murthy & Kumar
Chartered Accountants
Firm Registration Number: 0009345

A.V. Satish Kumar

A.V. Satish Kumar
Partner
Membership no : 26526

Place: Bangalore
Date: 26-05-2020



For and on behalf of the Board of directors

Harvinder Manocha

Harvinder Manocha
Director
DIN: 03272052

Place: New Delhi
Date: 26-05-2020


S N Barde
S N Barde
Director
DIN: 03140784



Standalone Financials for GMR Consulting Services Private Limited

Cash Flow

	March 31, 2020	March 31, 2019
CASH FLOW FROM / (USED IN) OPERATING ACTIVITIES		
Profit/ (Loss) before tax from continuing operations	(1,10,46,960.98)	(40,69,417.65)
Profit/ (Loss) before tax from discontinued operations	-	-
Profit / (loss) before income tax including discontinued operation	(1,10,46,960.98)	(40,69,417.65)
Adjustments to reconcile (loss) / profit before tax to net cash flows		
Depreciation of property, plant and equipment, investment properties and amortization of intangible assets	9,01,120.54	15,87,696.48
Finance income	(43,578.00)	(1,71,616.43)
Unrealised exchange (gains) / losses	(45,867.00)	2,596.00
Operating profit before working capital changes	(1,02,35,285.44)	(26,50,741.60)
Movements in working capital :		
Trade receivables	2,748.94	(8,31,588.00)
Other current assets	(4,22,882.90)	31,91,472.00
Trade payable	5,39,534.61	(36,96,391.00)
Other current financial liabilities	(11,84,857.03)	36,68,563.00
Provisions - current	1,76,596.04	(4,62,246.00)
Other current liabilities	(35,793.17)	(7,78,959.00)
Cash generated from operations	(1,11,59,938.95)	(15,59,890.60)
Direct taxes paid	32,56,817.65	2,87,902.00
Net cash flow from operating activities (A)	(79,03,101.30)	(12,71,988.60)
CASH FLOW (USED IN) / FROM INVESTING ACTIVITIES		
Purchase of property, plant and equipment, intangible assets, investment properties and cost incurred towards such assets under construction / development	-	(7,00,000.00)
Finance income received	43,578.00	1,71,616.43
Net cash flow used in investing activities (B)	43,578.00	(5,28,383.57)
CASH FLOW (USED IN) / FROM FINANCING ACTIVITIES		
Proceeds from borrowings	92,22,251.30	80,00,000.00
Repayment of borrowings	0	(65,69,326.00)
Net cash flow (used in) / from financing activities (C)	92,22,251.30	14,30,674.00
Net (decrease) / increase in cash and cash equivalents (A + B + C)	13,62,728.00	(3,69,698.17)
Cash and cash equivalents as at April 1, 2019	5,53,988.74	9,23,686.91
Cash and cash equivalents as at March 31, 2020	19,16,716.74	5,53,988.74
COMPONENTS OF CASH AND CASH EQUIVALENTS		
Balances with banks:		
- on current accounts	19,16,716.74	5,53,988.74
Total cash and cash equivalents	19,16,716.74	5,53,988.74



GMR CONSULTING SERVICES PRIVATE LIMITED

Notes to the Standalone financial statements for the period ended March 31, 2020

3 Property plant and equipment and Capital work-in-progress

Particulars	Owned Assets					
	Plant and machinery	Office equipments	Computers and data processing equipments	Electrical installations	Furniture and fixtures	Vehicles
Gross block						
At cost/deemed cost						
As at April 1, 2018	76,995.00	23,80,703.00	1,01,29,558.00	50,000.00	16,75,245.00	36,53,071.00
As at, March 31, 2019	76,995.00	23,80,703.00	1,01,29,558.00	50,000.00	16,75,245.00	36,53,071.00
Opening	76,995.00	23,80,702.69	1,01,29,558.00	50,000.00	16,75,244.73	36,53,071.00
As at, March 31, 2020	76,995.00	23,80,702.69	1,01,29,558.00	50,000.00	16,75,244.73	36,53,071.00
Accumulated depreciation						
At cost/deemed cost						
As at April 1, 2018	36,202.00	21,30,363.00	92,23,646.00	37,932.00	10,35,388.00	7,19,355.00
Charge for the year	5,520.99	93,272.47	7,29,804.96	7,150.79	1,93,826.39	4,56,633.88
As at, March 31, 2019	41,722.99	22,23,635.47	99,53,450.96	45,082.79	12,29,214.39	11,75,988.88
Opening	41,722.77	22,23,635.24	99,53,450.96	45,082.60	12,29,214.40	11,75,988.61
Change for the year	5,520.99	93,272.47	1,47,014.96	4,916.40	1,93,761.85	4,56,633.87
As at, March 31, 2020	47,243.76	23,16,907.71	1,01,00,465.92	49,999.00	14,22,976.25	16,32,622.48
Net block						
As at April 1, 2018	40,793.00	2,50,340.00	9,05,912.00	12,068.00	6,39,857.00	29,33,716.00
As at March 31, 2019	35,272.01	1,57,067.53	1,76,107.04	4,917.21	4,46,030.61	24,77,082.12
As at March 31, 2020	29,751.24	63,794.98	29,092.08	1.00	2,52,268.48	20,20,448.52
						23,95,356.30



GMR CONSULTING SERVICES PRIVATE LIMITED

Notes to the Standalone financial statements for the period ended March 31, 2020

5 Intangible assets and Intangible assets under development

Particulars	Software	Total
Gross block		
At cost/deemed cost		
As at April 1, 2018	99,94,933.00	99,94,933.00
As at , March 31, 2019	99,94,933.00	99,94,933.00
Opening	99,94,933.16	99,94,933.16
As at , March 31, 2020	99,94,933.16	99,94,933.16
Accumulated amortization		
At cost/deemed cost		
As at April 1, 2018	98,73,158.00	98,73,158.00
Charge for the year	1,01,487.58	1,01,487.58
As at , March 31, 2019	99,74,645.58	99,74,645.58
Opening	99,74,645.58	99,74,645.58
As at , March 31, 2020	99,74,645.58	99,74,645.58
Net block		
As at April 1, 2018	1,21,775.00	1,21,775.00
As at March 31, 2019	20,287.42	20,287.42
As at March 31, 2020	20,287.58	20,287.58



8 Trade receivables

Trade receivables (unsecured considered good)
Receivables from related parties (unsecured considered good)
Total

Break up of security details
Unsecured considered good
Total

		(Rs.)	
		Non current	Current
March 31, 2020	March 31, 2019	March 31, 2020	March 31, 2019
-	-	20,08,682.06	20,08,682.00
-	-	9,96,696.00	9,99,445.00
-	-	30,05,378.06	30,08,127.00
-	-	30,05,378.06	30,08,127.00
-	-	30,05,378.06	30,08,127.00

9 Loans

Security deposit

Secured
Unsecured, considered good

Provision for doubtful deposits

Total (A)

Total (A+B)

		(Rs.)	
		Non current	Current
March 31, 2020	March 31, 2019	March 31, 2020	March 31, 2019
16,300.00	16,300.00	-	-
16,300.00	16,300.00	-	-
-	-	-	-
16,300.00	16,300.00	-	-
16,300.00	16,300.00	-	-

Note : Security Deposit Pertains to Mobile and Telephone Connection given to MTNL and Deposit to DISCOM

11 Other non current assets /Other current assets

Advances other than capital advances

Unsecured, considered good

Advance to suppliers

Advance to employees

Provision for doubtful advances

Total (B)

Other advances

Prepaid expenses

Balance with government authorities

Other recoverables

Provision for doubtful advances

Total (C)

Total (A+B+C)

		(Rs.)	
		Non current	Current
March 31, 2020	March 31, 2019	March 31, 2020	March 31, 2019
-	-	90,259.00	88,910.00
-	-	5,127.00	31,528.64
-	-	95,386.00	1,20,438.64
-	-	95,386.00	1,20,438.64
32,85,459.00	31,74,505.00	25,672.38	16,169.30
-	-	1,30,47,628.31	1,27,20,149.85
-	-	7,25,690.00	7,25,690.00
32,85,459.00	31,74,505.00	1,37,98,990.69	1,34,62,009.15
-	-	-	-
32,85,459.00	31,74,505.00	1,37,98,990.69	1,34,62,009.15
32,85,459.00	31,74,505.00	1,38,94,376.69	1,35,82,447.79

14 Cash and cash equivalents

Balances with banks
- on current accounts

Total

		(Rs.)	
		Current	
March 31, 2020	March 31, 2019		
19,16,716.74	5,53,988.74		
19,16,716.74	5,53,988.74		
19,16,716.74	5,53,988.74		



	Equity shares		Preference shares	
	No. of shares	(Rs.)	No. of shares	(Rs.)
Authorised equity share capital:				
At April 01, 2018				
At March 31, 2019	2,50,000.00	25,00,000.00	-	-
At March 31, 2020	2,50,000.00	25,00,000.00	-	-

a. Movement in share capital

	No. of shares	(Rs.)	No. of shares	(Rs.)
At April 01, 2018				
At March 31, 2019	50,000.00	5,00,000.00	-	-
At March 31, 2020	50,000.00	5,00,000.00	-	-

b. Shares held by holding company and/ or their subsidiaries/ associates.

Name of the shareholder	March 31, 2020		March 31, 2019	
	No. of shares	(Rs.)	No. of shares	(Rs.)
GMR Energy Limited	49,900.00	4,99,000.00	49,900.00	4,99,000.00
Equity shares of Rs 10 each, fully paid up				

c. Details of share holding more than 5% shares in the Company

Name of the shareholder	March 31, 2020		March 31, 2019	
	No. of shares	(Rs.)	No. of shares	(Rs.)
Equity shares of Rs 10 each, fully paid up				
GMR Energy Limited	49,900	4,99,000	49,900	4,99,000



16 Other equity

(Rs.)

Surplus in the statement of profit and loss

Balance as at March 31, 2018	(51,53,767.00)
Profit/ (Loss) for the period	1,18,19,720.35
Balance as at March 31, 2019	66,65,953.35
Balance as at March 31, 2019	66,65,953.35
Profit/ (loss) for the period	(1,10,46,960.98)
Balance as at March 31, 2020	(43,81,007.63)

(P)

Remeasurement gain/(loss) on defined benefit plans (OCI)

Balance as at March 31, 2019	(16,79,343.00)
Balance as at March 31, 2019	(16,79,343.00)
Movement during the year	(45,867.00)
Balance as at March 31, 2020	(17,25,210.00)

(S)



18 Trade payables

Due to micro small and medium enterprise

Other trade payables:

Due to Related parties:

Due to others

(Rs.)			
Non current		Current	
March 31, 2020	March 31, 2019	March 31, 2020	March 31, 2019
-	-	-	-
-	-	5,29,048.06	27,92,942.07
-	-	56,81,957.08	28,79,708.46
-	-	62,11,005.14	56,72,650.53

19 Other financial liabilities

Other financial liabilities at amortized cost

Non-trade payable (including retention money)

Non trade payable- Related parties

Total (C)

Total (A+B+C+D)

(Rs.)			
Non current		Current	
March 31, 2020	March 31, 2019	March 31, 2020	March 31, 2019
-	-	35,76,100.15	47,60,957.18
-	-	1,180.00	-
-	-	35,77,280.15	47,60,956.88
-	-	35,77,280.15	47,60,956.88

20 Provisions

Provision for employees benefits

Provision for superannuation

Provision for leave encashment

(Rs.)			
Non current		Current	
March 31, 2020	March 31, 2019	March 31, 2020	March 31, 2019
-	-	39,910.77	33,723.73
9,68,405.00	6,79,392.00	98,879.00	2,17,483.00
9,68,405.00	6,79,392.00	1,38,789.77	2,51,206.73
9,68,405.00	6,79,392.00	1,38,789.77	2,51,206.73

21 Other non-current liabilities

Statutory dues payable

Other liabilities

Other payable

(Rs.)			
Non current		Current	
March 31, 2020	March 31, 2019	March 31, 2020	March 31, 2019
-	-	92,616.31	1,28,509.48
-	-	48,051.80	47,951.80
-	-	(22,089.00)	(22,089.00)
-	-	1,18,579.11	1,54,372.28

22 Short term borrowings

Unsecured

Inter corporate loans and deposits

(Rs.)	
Current	
March 31, 2020	March 31, 2019
1,91,94,339.00	99,72,088.00
1,91,94,339.00	99,72,088.00

* The Company has accepted intercorporate deposits from GMR Energy Limited, its holding company which are repayable within one year from the date of such deposit or such other time as may be mutually agreed between the parties. The interest rate applicable for ICD as on March 31, 2020 is 0% March 31, 2019: 0%



GMR CONSULTING SERVICES PRIVATE LIMITED

Notes to Profit & Loss statement for the period/year ending March 31, 2020

23 Revenue from operations**(Rs.)****Sale of services**

Income from management and other services

-	95,13,158.00
-	95,13,158.00
-	95,13,158.00

24 Other operating income**(Rs.)**

March 31, 2020	March 31, 2019
----------------	----------------

25 Other income**(Rs.)**

March 31, 2020	March 31, 2019
----------------	----------------

Interest income on:

Bank deposits and others

43,578.00	3,97,249.43
-----------	-------------

Miscellaneous income

5.03	-
------	---

43,583.03	3,97,249.43
-----------	-------------



GMR CONSULTING SERVICES PRIVATE LIMITED

Notes to Profit & Loss statement for the period/year ending March 31, 2020

29 Employee benefit expenses

	(Rs.)	
	March 31, 2020	March 31, 2019
Salaries wages and bonus	55,97,646.65	50,65,367.25
Contribution to provident and other funds	5,26,363.46	5,05,800.99
Gratuity expenses	(1,53,215.00)	(1,50,011.00)
Staff welfare expenses	87,273.92	(22,728.33)
	60,58,069.03	53,98,428.91

30 Other expenses

	(Rs.)	
	March 31, 2020	March 31, 2019
	Rs.	Rs.
Insurance	63,467.00	2,03,099.00
Rates and taxes	10,330.00	5,050.00
Lease rent	16,28,400.00	16,60,950.00
Vehicle running & maintenance	-	57,267.00
Recruitment expenses	-	14,987.00
Communication cost	17,23,497.46	20,02,108.08
Travelling and conveyance	3,55,416.65	5,13,590.86
Legal and professional fees	1,04,356.74	23,11,456.87
Remuneration to auditor	60,000.00	1,08,750.00
Logo fees	1,180.00	1,186.00
Meeting and seminar	-	3,000.00
Miscellaneous expenses	1,84,706.59	1,12,254.88
	41,31,354.44	69,93,699.69

31 Depreciation & amortisation expenses

	(Rs.)	
	March 31, 2020	March 31, 2019
Depreciation of property plant & equipment	9,01,120.54	15,87,696.48
	9,01,120.54	15,87,696.48



33 Earnings per share (EPS)

	March 31, 2020	March 31, 2019
Profit attributable to equity holders of parent:		
Continuing operations (Rs in crore)	(1,10,46,960.98)	1,18,19,720.35
Discontinued operations (Rs in crore)	-	-
Profit attributable to equity holders of parent for basic / diluted earnings per share(Rs in crore)	(1,10,46,960.98)	1,18,19,720.35
Weighted average number of equity shares for basic EPS	50,000.00	50,000.00
Effect of dilution:		
Weighted average number of equity shares adjusted for the effect of dilution	50,000.00	50,000.00
Earnings per share for continuing operations - Basic (Rs)	(220.94)	236.39
Earnings per share for discontinued operations - Basic (Rs)	-	-
Earnings per share for continuing operations - Diluted (Rs)	(220.94)	236.39
Earnings per share for discontinued operations - Diluted (Rs)	-	-
Earnings per share for continuing and discontinued operations - Basic (Rs)	(220.94)	236.39
Earnings per share for continuing and discontinued operations - Diluted (Rs)	(220.94)	236.39



GMR Consulting Services Limited

Notes to financial statements for the year ended 31st March 2020

1. Corporate Information:

GMR Consulting Services Limited provides consultancy services to companies engaged in Power Projects. This company was incorporated on 28th Feb 2008.

The registered office of the company is located at 25/1. SKIP House, Museum Road, Bengaluru-560025.

Information on other related party relationships of the Company is provided in Note no 30.

The financial statements were approved for issue in accordance with a resolution of the directors on 26th May 2020.

2. Significant Accounting Policies

a. Basis of Preparation of Financial Statements:

The financial statements are prepared in accordance with Indian Accounting Standards (Ind AS), under the historical cost convention on the accrual basis except for certain financial instruments which are measured at fair values, the provisions of Companies Act, 2013 (the 'Act') (to the extent notified). The Ind AS are prescribed under section 133 of the Act read with Rule 3 of the Companies (Indian Accounting Standards) Rules, 2015 and relevant amendment rules issued thereafter.

Accounting policies have been consistently applied except where a newly issued accounting standard is initially adopted or a revision to an existing accounting standard requires a change in the accounting policy hitherto in use.

The financial statements are presented in Indian Rupees (INR).

Current versus non-current classification

The Company presents assets and liabilities in the balance sheet based on current/ non-current classification. An asset is treated as current when it is:

- a) Expected to be realised or intended to be sold or consumed in normal operating cycle
- b) Held primarily for the purpose of trading
- c) Expected to be realised within twelve months after the reporting period, or
- d) Cash or cash equivalent unless restricted from being exchanged or used to settle a liability for at least twelve months after the reporting period

All other assets are classified as non-current.

A liability is current when:

- a) It is expected to be settled in normal operating cycle



GMR Consulting Services Limited

Notes to financial statements for the year ended 31st March 2020

- b) It is held primarily for the purpose of trading
 - c) It is due to be settled within twelve months after the reporting period, or
 - d) There is no unconditional right to defer the settlement of the liability for at least twelve months after the reporting period
- All other liabilities as non-current.

Deferred tax assets and liabilities are classified as non-current assets and liabilities.

The operating cycle is the time between the acquisition of assets for processing and their realisation in cash and cash equivalents. The Company has identified twelve months as its operating cycle.

Property, plant and equipment

On transition to Ind AS, the company has elected to continue with the carrying value of all of its property, plant and equipment as at 31 March 2015, measured as per the previous GAAP and use that carrying value as the deemed cost of the property, plant and equipment as on 1 April 2015.

Property plant and equipment are stated at acquisition cost less accumulated depreciation and impairment if any. Such cost includes the cost of replacing part of the plant and equipment and borrowing costs for long-term construction projects if the recognition criteria are met.

Recognition:

The cost of an item of property, plant and equipment shall be recognised as an asset if, and only if:

- (a) it is probable that future economic benefits associated with the item will flow to the entity; and
- (b) the cost of the item can be measured reliably.

When significant parts of plant and equipment are required to be replaced at intervals, Company depreciates them separately based on their specific useful lives. Likewise, when a major inspection is performed, its cost is recognised in the carrying amount of the plant and equipment as a replacement if the recognition criteria are satisfied. All other repair and maintenance costs are recognised in profit or loss as incurred.

Gains or losses arising from de-recognition of tangible assets are measured as the difference between the net disposable proceeds and the carrying amount of the asset and are recognized in the Statement of Profit and Loss when the asset is derecognized.

Further, when each major inspection is performed, its cost is recognised in the carrying amount of the item of property, plant and equipment as a replacement if the recognition criteria are satisfied.

Any remaining carrying amount of the cost of the previous inspection (as distinct from physical parts) is derecognized.



GMR Consulting Services Limited

Notes to financial statements for the year ended 31st March 2020

Machinery spares which are specific to a particular item of fixed asset and whose use is expected to be irregular are capitalized as fixed assets.

Spare parts are capitalized when they meet the definition of PPE, i.e., when the company intends to use these during more than a period of 12 months.

Assets under installation or under construction as at the balance sheet date are shown as Capital Work in Progress and the related advances are shown as Loans and advances.

All Project related expenditure viz, civil works, machinery under erection, construction and erection materials, pre-operative expenditure incidental / attributable to construction of project, borrowing cost incurred prior to the date of commercial operation and trial run expenditure are shown under Capital Work-in-Progress. These expenses are net of recoveries and income from surplus funds arising out of project specific borrowings after taxes.

Intangible assets

Intangible assets comprise technical know-how and computer software. Intangible assets acquired separately are measured on initial recognition at cost. The cost of intangible assets acquired in an amalgamation in the nature of purchase is their fair value as at the date of amalgamation. Following initial recognition, intangible assets are carried at cost less accumulated amortization and accumulated impairment losses, if any.


Intangible assets with finite lives are amortised over the useful economic life and assessed for impairment whenever there is an indication that the intangible asset may be impaired. The amortisation period and the amortisation method for an intangible asset with a finite useful life are reviewed at least at the end of each reporting period. Changes in the expected useful life or the expected pattern of consumption of future economic benefits embodied in the asset are considered to modify the amortisation period or method, as appropriate, and are treated as changes in accounting estimates. The amortisation expense on intangible assets with finite lives is recognised in the statement of profit and loss unless such expenditure forms part of carrying value of another asset.

Gains or losses arising from derecognition of an intangible asset are measured as the difference between the net disposal proceeds and the carrying amount of the asset and are recognised in the statement of profit or loss when the asset is derecognised.

The above periods also represent the management estimated economic useful life of the respective intangible assets.

Depreciation

The depreciation on the Property plant and equipment is calculated on a straight-line basis using the rates arrived at, based on useful lives estimated by the management, which coincides with the lives prescribed under Schedule II of Companies Act, 2013. Assets individually costing less than Rs. 5,000, which are fully depreciated in the year of acquisition.



GMR Consulting Services Limited

Notes to financial statements for the year ended 31st March 2020

Depreciation on additions is being provided on a pro-rata basis from the date of such additions. Similarly, depreciation on assets sold/disposed off during the year is being provided up to the dates on which such assets are sold/disposed off. Modification or extension to an existing asset, which is of capital nature and which becomes an integral part thereof is depreciated prospectively over the remaining useful life of that asset.

The residual values, useful lives and methods of depreciation of property, plant and equipment are reviewed at each financial year end and adjusted prospectively, if appropriate

Leasehold land is amortised over the tenure of the lease except in case of power plants where it is amortised from the date of commercial operation. Leasehold improvements are the amortised over the primary period of the lease or estimated useful life whichever is shorter.


Borrowing cost

Borrowing costs that are directly attributable to the acquisition, construction or production of a qualifying asset that necessarily takes a substantial period of time to get ready for its intended use or sale are capitalized as part of the cost of the asset. All other borrowing costs are expensed in the period in which they occur **Impairment of non-financial assets**

The Company assesses at each reporting date whether there is an indication that an asset may be impaired. If any indication exists, or when annual impairment testing for an asset is required, the company estimates the asset's recoverable amount. An asset's recoverable amount is the higher of an asset's or cash generating units' (CGUs) net selling price and its value in use. The recoverable amount is determined for an individual asset, unless the asset does not generate cash inflows that are largely independent of those from other assets or group of assets. When the carrying amount of an asset or CGU exceeds its recoverable amount, the asset is considered impaired and is written down to its recoverable amount.

In assessing value in use, the estimated future cash flows are discounted to their present value using a pre-tax discount rate that reflects current market assessments of the time value of money and the risks specific to the asset. In determining net selling price, recent market transactions are taken into account, if available. If no such transactions can be identified, an appropriate valuation model is used. These calculations are corroborated by valuation multiples, quoted share prices for publicly traded companies or other available fair value indicators.

The Company bases its impairment calculation on detailed budgets and forecast calculations, which are prepared separately for each of the Company's CGUs to which the individual assets are allocated. These budgets and forecast calculations generally cover a period of five years. For longer periods, a long-term growth rate is calculated and applied to project future cash flows after the fifth year. To estimate cash flow projections beyond periods covered by the most recent budgets/forecasts, the Company extrapolates cash flow projections in the budget using a steady or declining growth rate for subsequent years, unless an increasing rate can be justified. In any case, this growth rate does not exceed the long-term average growth rate for the



GMR Consulting Services Limited

Notes to financial statements for the year ended 31st March 2020

products, industries, or country or countries in which the entity operates, or for the market in which the asset is used.

Impairment losses of continuing operations, including impairment on inventories, are recognised in the statement of profit and loss, except for properties previously revalued with the revaluation surplus taken to OCI. For such properties, the impairment is recognised in OCI up to the amount of any previous revaluation surplus. After impairment, depreciation is provided on the revised carrying amount of the asset over its remaining useful life.

For assets excluding goodwill, an assessment is made at each reporting date to determine whether there is an indication that previously recognised impairment losses no longer exist or have decreased. If such indication exists, the Company estimates the asset's or CGU's recoverable amount. A previously recognised impairment loss is reversed only if there has been a change in the assumptions used to determine the asset's recoverable amount since the last impairment loss was recognised. The reversal is limited so that the carrying amount of the asset does not exceed its recoverable amount, nor exceed the carrying amount that would have been determined, net of depreciation, had no impairment loss been recognised for the asset in prior years. Such reversal is recognised in the statement of profit or loss unless the asset is carried at a revalued amount, in which case, the reversal is treated as a revaluation increase.


Goodwill (if available) is tested for impairment annually as at 31 December and when circumstances indicate that the carrying value may be impaired. Impairment is determined for goodwill by assessing the recoverable amount of each CGU (or group of CGUs) to which the goodwill relates. When the recoverable amount of the CGU is less than its carrying amount, an impairment loss is recognised. Impairment losses relating to goodwill cannot be reversed in future periods.

Intangible assets with indefinite useful lives (if available) are tested for impairment annually as at 31 December at the CGU level, as appropriate, and when circumstances indicate that the carrying value may be impaired.

Provisions, Contingent liabilities, Contingent assets, and Commitments

Provisions:

Provisions are recognised when the Company has a present obligation (legal or constructive) as a result of a past event, it is probable that an outflow of resources embodying economic benefits will be required to settle the obligation and a reliable estimate can be made of the amount of the obligation. When the Company expects some or all of a provision to be reimbursed, for example, under an insurance contract, the reimbursement is recognised as a separate asset, but only when the reimbursement is virtually certain. The expense relating to a provision is presented in the statement of profit and loss net of any reimbursement. If the effect of the time value of money is material, provisions are discounted using a current pre-tax rate that reflects, when appropriate, the risks specific to the liability. When discounting is used, the increase in the provision due to the passage of time is recognised as a finance cost."



Contingent liability is disclosed in the case of:

- A present obligation arising from past events, when it is not probable that an outflow of resources will not be required to settle the obligation
- A present obligation arising from past events, when no reliable estimate is possible
- A possible obligation arising from past events, unless the probability of outflow of resources is remote
- Commitments include the amount of purchase order (net of advances) issued to parties for completion of assets
- Provisions, contingent liabilities, contingent assets and commitments are reviewed at each balance sheet date.

Retirement and other Employee Benefits

Remeasurements, comprising of actuarial gains and losses, the effect of the asset ceiling, excluding amounts included in net interest on the net defined benefit liability and the return on plan assets (excluding amounts included in net interest on the net defined benefit liability), are recognised immediately in the balance sheet with a corresponding debit or credit to retained earnings through OCI in the period in which they occur. Remeasurements are not reclassified to profit or loss in subsequent periods. Past service costs are recognised in profit or loss on the earlier of:

- i) The date of the plan amendment or curtailment, and
- ii) The date that the Company recognises related restructuring costs

Net interest is calculated by applying the discount rate to the net defined benefit liability or asset. The Company recognises the following changes in the net defined benefit obligation as an expense in the statement of profit and loss:

- i) Service costs comprising current service costs, past-service costs, gains and losses on curtailments and non-routine settlements; and
- ii) Net interest expense or income.

Short term employee benefits

Accumulated leave, which is expected to be utilized within the next 12 months, is treated as short—term employee benefit. The company measures the expected cost of such absences as the additional amount that it expects to pay as a result of the unused entitlement that has accumulated at the reporting date.

The company treats accumulated leave expected to be carried forward beyond twelve months, as long—term employee benefit for measurement purposes. Such long—term compensated absences are provided for based on the actuarial valuation using the projected unit credit method at the year—end. Actuarial gains/losses are immediately taken to the statement of profit and loss and are not deferred.



GMR Consulting Services Limited

Notes to financial statements for the year ended 31st March 2020

The company presents the leave as a current liability in the balance sheet, to the extent it does not have an unconditional right to defer its settlement for 12 months after the reporting date. Where company has the unconditional legal and contractual right to defer the settlement for a period beyond 12 months, the same is presented as non—current liability.

Defined benefit plans

Gratuity is a defined benefit scheme which is funded through policy taken from Life insurance corporation of India and Liability (net of fair value of investment in LIC) is provided for on the basis of an actuarial valuation on projected unit credit method made at the end of each financial year. Every employee who has completed five years or more of service gets a gratuity on departure at 15 days' salary (based on last drawn basic salary) for each completed year of service. The cost of providing benefits under the scheme is determined on the basis of actuarial valuation under projected unit credit (PUC) method.

Remeasurements, comprising of actuarial gains and losses, the effect of the asset ceiling, excluding amounts included in net interest on the net defined benefit liability and the return on plan assets (excluding amounts included in net interest on the net defined benefit liability), are recognised immediately in the balance sheet with a corresponding debit or credit to retained earnings through OCI in the period in which they occur. Remeasurements are not reclassified to profit or loss in subsequent periods.

Past service costs are recognised in profit or loss on the earlier of:

- a. The date of the plan amendment or curtailment, and
- b. The date that the Company recognises related restructuring costs

Net interest is calculated by applying the discount rate to the net defined benefit liability or asset. The Company recognises the following changes in the net defined benefit obligation as an expense in the statement of profit and loss:

- a. Service costs comprising current service costs, past-service costs, gains and losses on curtailments and non-routine settlements; and
- b. Net interest expense or income

Long term employee benefits

Compensated absences which are not expected to occur within twelve months after the end of the period in which the employee renders the related services are recognised as a liability at the present value of the defined benefit obligation at the balance sheet date.

Financial Instruments

A financial instrument is any contract that gives rise to a financial asset of one entity and a financial liability or equity instrument of another entity.



Financial assets

Initial recognition and measurement

All financial assets are recognised initially at fair value plus, in the case of financial assets not recorded at fair value through profit or loss, transaction costs that are attributable to the acquisition of the financial asset. Purchases or sales of financial assets that require delivery of assets within a time frame established by regulation or convention in the market place (regular way trades) are recognised on the trade date, i.e., the date that the Group commits to purchase or sell the asset.

Subsequent measurement

For purposes of subsequent measurement, financial assets are classified in four categories:

- a) Debt instruments at amortised cost
- b) Debt instruments at fair value through other comprehensive income (FVTOCI)
- c) Debt instruments, derivatives and equity instruments at fair value through profit or loss (FVTPL)
- d) Equity instruments measured at fair value through other comprehensive income (FVTOCI)

- a) Debt instruments at amortised cost:

A 'debt instrument' is measured at the amortised cost if both the following conditions are met:

- The asset is held within a business model whose objective is to hold assets for collecting contractual cash flows, and
- Contractual terms of the asset give rise on specified dates to cash flows that are solely payments of principal and interest (SPPI) on the principal amount outstanding.

This category is the most relevant to the Company. After initial measurement, such financial assets are subsequently measured at amortised cost using the effective interest rate (EIR) method.


Amortised cost is calculated by taking into account any discount or premium on acquisition and fees or costs that are an integral part of the EIR. The EIR amortisation is included in finance income in the profit or loss. The losses arising from impairment are recognised in the profit or loss. This category generally applies to trade and other receivables.

- b) Debt instrument at FVTOCI:

A 'debt instrument' is classified as at the FVTOCI if both of the following criteria are met:

- The objective of the business model is achieved both by collecting contractual cash flows and selling the financial assets, and
- The asset's contractual cash flows represent SPPI.

Debt instruments included within the FVTOCI category are measured initially as well as at each reporting date at fair value. Fair value movements are recognized in the other comprehensive



GMR Consulting Services Limited

Notes to financial statements for the year ended 31st March 2020

income (OCI). However, the group recognizes interest income, impairment losses & reversals and foreign exchange gain or loss in the P&L. On derecognition of the asset, cumulative gain or loss previously recognised in OCI is reclassified from the equity to P&L. Interest earned whilst holding FVTOCI debt instrument is reported as interest income using the EIR method.

c) Debt instrument at FVTPL:

FVTPL is a residual category for debt instruments. Any debt instrument, which does not meet the criteria for categorization as at amortized cost or as FVTOCI, is classified as at FVTPL.

In addition, the Company may elect to designate a debt instrument, which otherwise meets amortized cost or FVTOCI criteria, as at FVTPL. However, such election is allowed only if doing so reduces or eliminates a measurement or recognition inconsistency (referred to as 'accounting mismatch'). The group has not designated any debt instrument as at FVTPL. Debt instruments included within the FVTPL category are measured at fair value with all changes recognized in the P&L.

d) Equity investments:

All equity investments in scope of Ind AS 109 are measured at fair value. Equity instruments which are held for trading and contingent consideration recognised by an acquirer in a business combination to which Ind AS103 applies are classified as at FVTPL. For all other equity instruments, the group may make an irrevocable election to present in other comprehensive income subsequent changes in the fair value. The group makes such election on an instrument-by-instrument basis. The classification is made on initial recognition and is irrevocable.

If the company decides to classify an equity instrument as at FVTOCI, then all fair value changes on the instrument, excluding dividends, are recognized in the OCI. There is no recycling of the amounts from OCI to P&L, even on sale of investment. However, the company may transfer the cumulative gain or loss within equity.

Equity instruments included within the FVTPL category are measured at fair value with all changes recognized in the P&L.

Derecognition

A financial asset (or, where applicable, a part of a financial asset or part of a group of similar financial assets) is primarily derecognised (i.e. removed from the balance sheet) when:

- a. The rights to receive cash flows from the asset have expired, or
- b. The company has transferred its rights to receive cash flows from the asset or has assumed an obligation to pay the received cash flows in full without material delay to a third party under a 'pass-through' arrangement; and either (a) the company has transferred substantially all the risks and rewards of the asset, or (b) the company has neither transferred nor retained substantially all the risks and rewards of the asset, but has transferred control of the asset.



GMR Consulting Services Limited

Notes to financial statements for the year ended 31st March 2020

When the company has transferred its rights to receive cash flows from an asset or has entered into a pass-through arrangement, it evaluates if and to what extent it has retained the risks and rewards of ownership. When it has neither transferred nor retained substantially all of the risks and rewards of the asset, nor transferred control of the asset, the company continues to recognise the transferred asset to the extent of the company's continuing involvement. In that case, the company also recognises an associated liability. The transferred asset and the associated liability are measured on a basis that reflects the rights and obligations that the company has retained.

Continuing involvement that takes the form of a guarantee over the transferred asset is measured at the lower of the original carrying amount of the asset and the maximum amount of consideration that the company could be required to repay.

Impairment of financial assets

In accordance with Ind AS 109, the company applies expected credit loss (ECL) model for measurement and recognition of impairment loss on the following financial assets and credit risk exposure:

- Financial assets that are debt instruments, and are measured at amortised cost e.g., loans, debt securities, deposits, trade receivables and bank balance
- Financial assets that are debt instruments and are measured as at FVTOCI
- Lease receivables under Ind AS 17
- Trade receivables or any contractual right to receive cash or another financial asset that result from transactions that are within the scope of Ind AS 11 and Ind AS 18
- Loan commitments which are not measured as at FVTPL
- Financial guarantee contracts which are not measured as at FVTPL

The company follows 'simplified approach' for recognition of impairment loss allowance on;

- a) Trade receivables or contract revenue receivables; and
- b) All lease receivables resulting from transactions within the scope of Ind AS 17

The application of simplified approach does not require the Company to track changes in credit risk. Rather, it recognises impairment loss allowance based on lifetime ECLs at each reporting date, right from its initial recognition.

For recognition of impairment loss on other financial assets and risk exposure, the company determines that whether there has been a significant increase in the credit risk since initial recognition. If credit risk has not increased significantly, 12-month ECL is used to provide for impairment loss. However, if credit risk has increased significantly, lifetime ECL is used. If, in a subsequent period, credit quality of the instrument improves such that there is no longer a significant increase in credit risk since initial recognition, then the entity reverts to recognising impairment loss allowance based on 12-month ECL.



GMR Consulting Services Limited

Notes to financial statements for the year ended 31st March 2020

Lifetime ECL are the expected credit losses resulting from all possible default events over the expected life of a financial instrument. The 12-month ECL is a portion of the lifetime ECL which results from default events that are possible within 12 months after the reporting date.

ECL is the difference between all contractual cash flows that are due to the company in accordance with the contract and all the cash flows that the entity expects to receive (i.e., all cash shortfalls), discounted at the original EIR. When estimating the cash flows, an entity is required to consider:

- a) All contractual terms of the financial instrument (including prepayment, extension, call and similar options) over the expected life of the financial instrument. However, in rare cases when the expected life of the financial instrument cannot be estimated reliably, then the entity is required to use the remaining contractual term of the financial instrument
- b) Cash flows from the sale of collateral held or other credit enhancements that are integral to the contractual terms

As a practical expedient, the Company uses a provision matrix to determine impairment loss allowance on portfolio of its trade receivables. The provision matrix is based on its historically observed default rates over the expected life of the trade receivables and is adjusted for forward-looking estimates. At every reporting date, the historical observed default rates are updated and changes in the forward-looking estimates are analysed. On that basis, the Company estimates the following provision matrix at the reporting date:

ECL impairment loss allowance (or reversal) recognized during the period is recognized as income/ expense in the statement of profit and loss (P&L). This amount is reflected under the head 'other expenses' in the P&L. The balance sheet presentation for various financial instruments is described below:

- a) Financial assets measured as at amortised cost, contractual revenue receivables and lease receivables: ECL is presented as an allowance, i.e., as an integral part of the measurement of those assets in the balance sheet. The allowance reduces the net carrying amount. Until the asset meets write-off criteria, the company does not reduce impairment allowance from the gross carrying amount.
- b) Loan commitments and financial guarantee contracts: ECL is presented as a provision in the balance sheet, i.e. as a liability.
- c) Debt instruments measured at FVTOCI: Since financial assets are already reflected at fair value, impairment allowance is not further reduced from its value. Rather, ECL amount is presented as 'accumulated impairment amount' in the OCI.

For assessing increase in credit risk and impairment loss, the company combines financial instruments on the basis of shared credit risk characteristics with the objective of facilitating an analysis that is designed to enable significant increases in credit risk to be identified on a timely basis.

The company does not have any purchased or originated credit-impaired (POCI) financial assets, i.e., financial assets which are credit impaired on purchase/ origination.



Notes to financial statements for the year ended 31st March 2020

Initial recognition and measurement

Financial liabilities designated upon initial recognition at fair value through profit or loss are designated as such at the initial date of recognition, and only if the criteria in Ind AS 109 are satisfied. For liabilities designated as FVTPL, fair value gains/ losses attributable to changes in own credit risk are recognized in OCI. These gains/ loss are not subsequently transferred to P&L. However, the Company may transfer the cumulative gain or loss within equity. All other changes in fair value of such liability are recognised in the statement of profit or loss. The company has not designated any financial liability as at fair value through profit and loss.



GMR Consulting Services Limited**Notes to financial statements for the year ended 31st March 2020**

Loans and borrowings: This is the category most relevant to the company. After initial recognition, interest-bearing loans and borrowings are subsequently measured at amortised cost using the EIR method. Gains and losses are recognised in profit or loss when the liabilities are derecognised as well as through the EIR amortisation process.

Amortised cost is calculated by taking into account any discount or premium on acquisition and fees or costs that are an integral part of the EIR. The EIR amortisation is included as finance costs in the statement of profit and loss. This category generally applies to borrowings.

Reclassification of financial assets

The company determines classification of financial assets and liabilities on initial recognition. After initial recognition, no reclassification is made for financial assets which are equity instruments and financial liabilities. For financial assets which are debt instruments, a reclassification is made only if there is a change in the business model for managing those assets. Changes to the business model are expected to be infrequent. The company's senior management determines change in the business model as a result of external or internal changes which are significant to the company's operations. Such changes are evident to external parties. A change in the business model occurs when the company either begins or ceases to perform an activity that is significant to its operations. If the company reclassifies financial assets, it applies the reclassification prospectively from the reclassification date which is the first day of the immediately next reporting period following the change in business model. The group does not restate any previously recognised gains, losses (including impairment gains or losses) or interest.

Offsetting of financial instruments

Financial assets and financial liabilities are offset and the net amount is reported in the consolidated balance sheet if there is a currently enforceable legal right to offset the recognised amounts and there is an intention to settle on a net basis, to realize the assets and settle the liabilities simultaneously.

Derivative financial instruments

The Company uses derivative financial instruments, such as forward currency contracts, interest rate swaps and forward commodity contracts, to hedge its foreign currency risks, interest rate risks and commodity price risks, respectively. Such derivative financial instruments are initially recognised at fair value on the date on which a derivative contract is entered into and are subsequently re-measured at fair value. Derivatives are carried as financial assets when the fair value is positive and as financial liabilities when the fair value is negative. Any gains or losses arising from changes in the fair value of derivatives are taken directly to profit or loss.

Cash and Cash Equivalent

Cash and cash equivalent in the balance sheet comprise cash at banks and on hand and short-term deposits with an original maturity of three months or less, which are subject to an insignificant risk of changes in value.



GMR Consulting Services Limited

Notes to financial statements for the year ended 31st March 2020

For the purpose of the statement of cash flows, cash and cash equivalents consist of cash and short-term deposits, as defined above, net of outstanding bank overdrafts as they are considered an integral part of the Company's cash management.

Fair value measurement

The Company measures financial instruments, such as, derivatives at fair value at each balance sheet date.

Fair value is the price that would be received to sell an asset or paid to transfer a liability in an orderly transaction between market participants at the measurement date. The fair value measurement is based on the presumption that the transaction to sell the asset or transfer the liability takes place either:

- a) In the principal market for the asset or liability, or
- b) In the absence of a principal market, in the most advantageous market for the asset or liability

The principal or the most advantageous market must be accessible by the company.

The fair value of an asset or a liability is measured using the assumptions that market participants would use when pricing the asset or liability, assuming that market participants act in their economic best interest.

A fair value measurement of a non-financial asset takes into account a market participant's ability to generate economic benefits by using the asset in its highest and best use or by selling it to another market participant that would use the asset in its highest and best use.


The Company uses valuation techniques that are appropriate in the circumstances and for which sufficient data are available to measure fair value, maximizing the use of relevant observable inputs and minimizing the use of unobservable inputs.

All assets and liabilities for which fair value is measured or disclosed in the financial statements are categorized within the fair value hierarchy, described as follows, based on the lowest level input that is significant to the fair value measurement as a whole:

- Level 1 — Quoted (unadjusted) market prices in active markets for identical assets or liabilities
- Level 2 — Valuation techniques for which the lowest level input that is significant to the fair value measurement is directly or indirectly observable
- Level 3 — Valuation techniques for which the lowest level input that is significant to the fair value measurement is unobservable

For assets and liabilities that are recognised in the financial statements on a recurring basis, the Company determines whether transfers have occurred between levels in the hierarchy by re-assessing categorization (based on the lowest level input that is significant to the fair value measurement as a whole) at the end of each reporting period.

The Company's Valuation Committee determines the policies and procedures for both recurring fair value measurement, such as derivative instruments and unquoted financial assets measured



GMR Consulting Services Limited

Notes to financial statements for the year ended 31st March 2020

at fair value, and for non-recurring measurement, such as assets held for distribution in discontinued operations. The Valuation Committee comprises of the head of the investment properties segment, heads of the Company's internal mergers and acquisitions team, the head of the risk management department, financial controllers and chief finance officer.

External valuers are involved for valuation of significant assets, such as properties and unquoted financial assets, and significant liabilities, such as contingent consideration. Involvement of external valuers is decided upon annually by the Valuation Committee after discussion with and approval by the Company's Audit Committee. Selection criteria include market knowledge, reputation, independence and whether professional standards are maintained. Valuers are normally rotated every three years. The Valuation Committee decides, after discussions with the Group's external valuers, which valuation techniques and inputs to use for each case.

At each reporting date, the Valuation Committee analyses the movements in the values of assets and liabilities which are required to be remeasured or re-assessed as per the Company's accounting policies. For this analysis, the Valuation Committee verifies the major inputs applied in the latest valuation by agreeing the information in the valuation computation to contracts and other relevant documents.

The Valuation Committee, in conjunction with the Company's external valuers, also compares the change in the fair value of each asset and liability with relevant external sources to determine whether the change is reasonable.

On an interim basis, the Valuation Committee and the Company's external valuers present the valuation results to the Audit Committee and the Group's independent auditors. This includes a discussion of the major assumptions used in the valuations.

For the purpose of fair value disclosures, the Group has determined classes of assets and liabilities on the basis of the nature, characteristics and risks of the asset or liability and the level of the fair value hierarchy as explained above.

This note summarises accounting policy for fair value. Other fair value related disclosures are given in the relevant notes.

- a) Disclosures for valuation methods, significant estimates and assumptions
- b) Contingent consideration
- c) Quantitative disclosures of fair value measurement hierarchy
- d) Investment in unquoted equity shares (discontinued operations)

Revenue recognition

Revenue from sale of energy is recognized on accrual basis in accordance with the provisions of the Power Purchase Agreement (PPA), after Commercial Operation Date and includes unbilled revenue accrued up to the end of the accounting year. Revenue from energy units sold on a merchant basis is recognised in accordance with billings made to customers based on the units of energy delivered and the rate agreed with the customers.



GMR Consulting Services Limited**Notes to financial statements for the year ended 31st March 2020**

The Claims for delayed payment charges and any other claims, which the Company is entitled to under the PPAs, are accounted for in the year of acceptance.

Revenue is recognised to the extent that it is probable that the economic benefits will flow to the Company and the revenue can be reliably measured, regardless of when the payment is being made. Revenue is measured at the fair value of the consideration received or receivable, taking into account contractually defined terms of payment and excluding taxes or duties collected on behalf of the government. The Company has concluded that it is the principal in all of its revenue arrangements since it is the primary obligor in all the revenue arrangements as it has pricing latitude and is also exposed to inventory and credit risks.

The specific recognition criteria described below must also be met before revenue is recognised.

Interest income:

For all debt instruments measured either at amortised cost or at fair value through other comprehensive income, interest income is recorded using the effective interest rate (EIR). EIR is the rate that exactly discounts the estimated future cash payments or receipts over the expected life of the financial instrument or a shorter period, where appropriate, to the gross carrying amount of the financial asset or to the amortised cost of a financial liability. When calculating the effective interest rate, the Company estimates the expected cash flows by considering all the contractual terms of the financial instrument (for example, prepayment, extension, call and similar options) but does not consider the expected credit losses. Interest income is included in other income in the statement of profit and loss.

Dividends: Revenue is recognised when the Company's right to receive the payment is established, which is generally when shareholders approve the dividend.

Income Taxes

Income tax expense comprises current and deferred income tax

Current income tax

Current income tax is measured at the amount expected to be paid to the tax authorities in accordance with the Income Tax Act, 1961

Current income tax assets and liabilities are measured at the amount expected to be recovered from or paid to the taxation authorities. The tax rates and tax laws used to compute the amount are those that are enacted or substantively enacted, at the reporting date.

Current income tax relating to items recognised outside profit or loss is recognised outside profit or loss (either in other comprehensive income or in equity). Current tax items are recognised in correlation to the underlying transaction either in OCI or directly in equity. Management periodically evaluates positions taken in the tax returns with respect to situations in which applicable tax regulations are subject to interpretation and establishes provisions where appropriate.



Deferred tax

Deferred tax is provided using the liability method on temporary differences between the tax bases of assets and liabilities and their carrying amounts for financial reporting purposes at the reporting date.

Deferred tax liabilities are recognised for all taxable temporary differences, except:

- a) When the deferred tax liability arises from the initial recognition of goodwill or an asset or liability in a transaction that is not a business combination and, at the time of the transaction, affects neither the accounting profit nor taxable profit or loss
- b) In respect of taxable temporary differences associated with investments in subsidiaries, associates and interests in joint ventures, when the timing of the reversal of the temporary differences can be controlled and it is probable that the temporary differences will not reverse in the foreseeable future

Deferred tax assets are recognised for all deductible temporary differences, the carry forward of unused tax credits and any unused tax losses. Deferred tax assets are recognised to the extent that it is probable that taxable profit will be available against which the deductible temporary differences, and the carry forward of unused tax credits and unused tax losses can be utilised, except:

- a) When the deferred tax asset relating to the deductible temporary difference arises from the initial recognition of an asset or liability in a transaction that is not a business combination and, at the time of the transaction, affects neither the accounting profit nor taxable profit or loss
- b) In respect of deductible temporary differences associated with investments in subsidiaries, associates and interests in joint ventures, deferred tax assets are recognised only to the extent that it is probable that the temporary differences will reverse in the foreseeable future and taxable profit will be available against which the temporary differences can be utilised

The carrying amount of deferred tax assets is reviewed at each reporting date and reduced to the extent that it is no longer probable that sufficient taxable profit will be available to allow all or part of the deferred tax asset to be utilised. Unrecognised deferred tax assets are re-assessed at each reporting date and are recognised to the extent that it has become probable that future taxable profits will allow the deferred tax asset to be recovered.

Deferred tax assets and liabilities are measured at the tax rates that are expected to apply in the year when the asset is realised or the liability is settled, based on tax rates (and tax laws) that have been enacted or substantively enacted at the reporting date.

Deferred tax relating to items recognised outside profit or loss is recognised outside profit or loss (either in other comprehensive income or in equity). Deferred tax items are recognised in correlation to the underlying transaction either in OCI or directly in equity.



GMR Consulting Services Limited

Notes to financial statements for the year ended 31st March 2020

Deferred tax assets and deferred tax liabilities are offset if a legally enforceable right exists to set off current tax assets against current tax liabilities and the deferred taxes relate to the same taxable entity and the same taxation authority.

Tax benefits acquired as part of a business combination, but not satisfying the criteria for separate recognition at that date, are recognised subsequently if new information about facts and circumstances change. Acquired deferred tax benefits recognised within the measurement period reduce goodwill related to that acquisition if they result from new information obtained about facts and circumstances existing at the acquisition date. If the carrying amount of goodwill is zero, any remaining deferred tax benefits are recognised in OCI/ capital reserve depending on the principle explained for bargain purchase gains. All other acquired tax benefits realised are recognised in profit or loss.

Sales/ value added taxes paid on acquisition of assets or on incurring expenses

Expenses and assets are recognised net of the amount of sales/ value added taxes paid, except:

- When the tax incurred on a purchase of assets or services is not recoverable from the taxation authority, in which case, the tax paid is recognised as part of the cost of acquisition of the asset or as part of the expense item, as applicable
- When receivables and payables are stated with the amount of tax included

The net amount of tax recoverable from, or payable to, the taxation authority is included as part of receivables or payables in the balance sheet.

Minimum Alternate Tax (MAT) paid in a year is charged to the Statement of profit and loss as current tax. The Company recognizes MAT credit available as an asset only to the extent that there is convincing evidence that the Company will pay normal income tax during the specified period, i.e., the period for which MAT credit is allowed to be carried forward. In the year in which the Company recognizes MAT credit as an asset in accordance with the Guidance Note on Accounting for Credit Available in respect of Minimum Alternative Tax under the Income-tax Act, 1961 issued by the Institute of Chartered Accountants of India, the said asset is created by way of credit to the Statement of profit and loss and shown as "MAT Credit Entitlement." The Company reviews the "MAT credit entitlement" asset at each reporting date and writes down the asset to the extent the Company does not have convincing evidence that it will pay normal tax during the specified period.

Earnings per share

Basic Earnings Per Share is calculated by dividing the net profit or loss for the period attributable to equity shareholders by the weighted average number of equity shares outstanding during the period.

For the purpose of calculating Diluted Earnings Per Share, the net profit or loss for the period attributable to equity shareholders and the weighted average number of shares outstanding during the period are adjusted for the effects of all dilutive potential equity shares.



GMR Consulting Services Limited**Notes to financial statements for the year ended 31st March 2020****Significant accounting judgments, estimates and assumptions:**

The preparation of the company's financial statements requires management to make judgments, estimates and assumptions that affect the reported amounts of revenues, expenses, assets and liabilities, and the accompanying disclosures, and the disclosure of contingent liabilities. Uncertainty about these assumptions and estimates could result in outcomes that require a material adjustment to the carrying amount of assets or liabilities affected in future periods.

Estimates and assumptions

The key assumptions concerning the future and other key sources of estimation uncertainty at the reporting date, that have a significant risk of causing a material adjustment to the carrying amounts of assets and liabilities within the next financial year, are described below. The company based its assumptions and estimates on parameters available when the financial statements were prepared. Existing circumstances and assumptions about future developments, however, may change due to market changes or circumstances arising that are beyond the control of the company. Such changes are reflected in the assumptions when they occur.

Taxes

Deferred tax assets are recognized for unused tax losses to the extent that it is probable that taxable profit will be available against which the losses can be utilized. Significant management judgment is required to determine the amount of deferred tax assets that can be recognized, based upon the likely timing and the level of future taxable profits together with future tax planning strategies.

Contingencies

Contingent liabilities may arise from the ordinary course of business in relation to claims against the Company, including legal, contractor, land access and other claims. By their nature, contingencies will be resolved only when one or more uncertain future events occur or fail to occur. The assessment of the existence, and potential quantum, of contingencies inherently involves the exercise of significant judgment and the use of estimates regarding the outcome of future events.

Fair value measurement of financial instruments

When the fair values of financial assets and financial liabilities recorded in the balance sheet cannot be measured based on quoted prices in active markets, their fair value is measured using valuation techniques including the DCF model. The inputs to these models are taken from observable markets where possible, but where this is not feasible, a degree of judgment is required in establishing fair values. Judgments include considerations of inputs such as liquidity risk, credit risk and volatility. Changes in assumptions about these factors could affect the reported fair value of financial instruments.



GMR Consulting Services Limited

Notes to financial statements for the year ended 31st March 2020

26. Contingent Liability-

Particulars	31 st March, 2020	31 st March, 2019
Contingent Liability	NIL	NIL

27. Capital commitments/ Other commitments:

Estimated amount of contracts remaining to be executed on capital account not provided for, net of advances is NIL (March'19 – NIL).

28. Employee Benefits:

a) Defined contribution plans

During the year ended **31 March 2020**, the company has recognised Rs. 373,148 (**31 March 2019**: Rs. 355,790/-) understatement of profit and loss as under the following defined contribution plans.

	Amount in Rs.	
	2019-20	2018-19
benefits (contribution to):		
Provident and other fund	106,672	101,643
Superannuation fund	266,476	254,147
Total	373,148	355,790

b) Defined benefit plans

Gratuity:

As per Actuarial Valuation as at 31st March, 2020
{Funded}

Particulars	As at March 31, 2020	As at March 31, 2019
Plan assets at the year end, at fair value	42,02,558	39,12,309
Present value of benefit obligation at year end	(9,17,099)	(7,37,804)
Net assets/(liability) recognized in the balance sheet	32,85,459	31,74,505

Assumptions used in determining the present value obligation of the interest rate guarantee under the Deterministic Approach:

Particulars	As at March 31, 2020	As at March 31, 2019
Discount rate	6.80%	7.60%
Rate of salary increases	6.00%	6.00%
Withdrawal rate	5%	5%
Mortality	Indian Assured Lives	Indian Assured Lives
	Mortality (2006-08) (modified)Ult	Mortality (2006-08) (modified)Ult



GMR Consulting Services Limited
Notes to financial statements for the year ended 31st March 2020

The following tables summarise the components of net benefit expense recognised in the Statement of profit and loss for defined benefit plans/obligations:

Net employee benefit expense (recognized in Statement of profit and loss) for the year ended 31st March, 2020

Particulars	Amount in Rs.	
	Gratuity	
	2019-20	2018-19
Current Service Cost	(88,185)	(83,096)
Net interest on net defined liability	2,41,400	2,29,790
Actuarial (gain)/ loss on obligations	(45,867)	2596
Defined benefit costs	1,07,348	1,49,290

Particulars	Amount in Rs.	
	As at	As at
	March 31, 2020	March 31, 2019
Defined benefit obligation	(9,17,099)	(7,37,804)
Fair value of plan assets	42,02,558	39,12,309
Plan asset / (liability)	32,85,459	31,74,505

Changes in the present value of the defined benefit obligation are as follows:

Particulars	Amount in Rs.	
	As at	As at
	March 31, 2020	March 31, 2019
Opening defined benefit obligation	737,804	624,757
Interest cost	56,073	47,482
Current service cost	88,185	83,096
Acquisition credit	-	-
Benefits paid (including transfer)	-	-
Actuarial losses/ (gain) on obligation-experience & financial Assumptions	35,037	(17,531)
Closing defined benefit obligation	917,099	737,804

Changes in the fair value of plan assets are as follows:

Particulars	Amount in Rs.	
	As at	As at
	March 31, 2020	March 31, 2019
Opening fair value of plan assets	3,912,309	3,646,655
Acquisition Adjustment	-	-
Interest income on plan assets	297,473	277,272
Contributions by employer	3,606	3,317
Benefits paid (including transfer)	-	-
Return on plan assets greater/ (lesser) than discount rate	(10,830)	(14,935)
Closing fair value of plan assets	4,202,558	3,912,309



GMR Consulting Services LimitedNotes to financial statements for the year ended 31st March 2020

The major category of plan assets as a percentage of the fair value of total plan assets is as follows:

Particulars	As at	As at
	March 31, 2020	March 31, 2019
	(%)	(%)
Investments with insurer managed funds	100	100

The principal assumptions used in determining gratuity obligation for the Company's plans are shown below:

Particulars	Gratuity	
	31-Mar-20	31-Mar-19
Discount rate (in %)	6.80%	7.60%
Salary Escalation (in %)	6.00%	6.00%
Expected rate of return on assets	9.40%	9.40%
Attrition rate (in %)	5.00%	5.00%

A quantitative sensitivity analysis for significant assumption as at 31 March 2018 is as shown below:

Gratuity Plan								Amount in Rs.
	Mar-20		Mar-19		Mar-20		Mar-20	
Assumptions	Discount rate		Discount rate		Future salary increases		Attrition rate	
Sensitivity Level	1% increase	1% decrease	1% increase	1% decrease	1% increase	1% decrease	1% increase	1% decrease
Impact on defined benefit obligation	(49,636)	54,761	(41,988)	46,136	54,706	(50,488)	880	(1,094)

The sensitivity analyses above have been determined based on a method that extrapolates the impact on defined benefit obligation as a result of reasonable changes in key assumptions occurring at the end of the reporting period.

Expected contribution to post employment benefit plans for the year ending March 2019 are INR NIL (March 31, 2019 is INR 3,317/-)

The average duration of the defined benefit plan obligation at the end of the reporting period is 10 years (31 March 2018: 10years).

Liability towards Leave Encashment based on Actuarial valuation amounts to Rs. 10,67,284/- as on 31st March, 2020 (March 31, 2019 Rs.8,96,875/-INR)



GMR Consulting Services Limited
Notes to financial statements for the year ended 31st March 2020

Expected benefit payments for the year ending

	Amount in Rs.
1 March 31, 2021	54,260
2 March 31, 2022	66,851
3 March 31, 2023	73,308
4 March 31, 2024	79,849
5 March 31, 2025	86,481
6 March 31, 2026 to March 31, 2030	14,20,092

29. Earnings Per Share

Basic EPS amounts are calculated by dividing the profit for the year attributable to equity holders of the parent by the weighted average number of Equity shares outstanding during the year.

Particulars	31 st March 2020	31 st March 2019
Nominal value of Equity Shares(INR Per share)	10	10
Total No. of Equity Shares outstanding at the beginning of the Period/Year	50,000	50,000
Total No. of Equity Shares outstanding at the end of the Period/Year	50,000	50,000
Weighted average No. of Equity shares for Basic earnings per Share	50,000	50,000
Profit as per Profit and loss Account	(1,10,92,828)	1,18,22,316
Less: Dividend on Preference shares (including tax thereon)	-	-
Profit/ (Loss) for Earning per share	(1,10,92,828)	1,18,22,316
Earnings per Share (EPS)	(220.94)	236.39

30. Related Party Disclosures

Names of related parties and related party relationship

Enterprises that control the Company	GMR Energy Ltd. (GEL) (Holding Company) GMR Infrastructure Ltd. (GIL)
Ultimate Holding Company	GMR ENTERPRISES PRIVATE LIMITED
Fellow Subsidiary Companies	GMR Infrastructure Limited GMR Sports Private Limited GMR League Games Private Limited GMR Infratech Private Limited



GMR Consulting Services Limited

Notes to financial statements for the year ended 31st March 2020

Cadence Enterprises Private Limited
PHL Infrastructure Finance Company Private Limited
Vijay Nivas Real Estates Private Limited
Fabcity Properties Private Limited
Kondampeta Properties Private Limited
Hyderabad Jabilli Properties Private Limited
Leora Real Estates Private Limited
Pashupati Artex Agencies Private Limited
Ravivarma Realty Private Limited
GMR Solar Energy Private Limited
Rajam Enterprises Private Limited
Grandhi Enterprises Private Limited
Ideaspace Solutions Private Limited
National SEZ Infra Services Private Limited
Kakinada Refinery and Petrochemicals Private Limited
Corporate Infrastructure Services Private Limited
GMR Bannerghatta Properties Private Limited
Kirthi Timbers Private Limited
AMG Healthcare Destination Private Limited
GMR Holding (Malta) Limited
GMR Infrastructure (Malta) Limited
GMR Holdings (Overseas) Limited
GMR Holdings (Mauritius) Limited
Crossridge Investments Limited
Interzone Capital Limited
GMR Holdings Overseas (Singapore) Pte Limited
GMR Business & Consultancy LLP
GMR Energy Limited (GEL)
GMR Power Corporation Limited (GPCL)
GMR Vemagiri Power Generation Limited (GVPGL)
GMR (Badrinath) Hydro Power Generation Private Limited (GBHPL)
GMR Mining & Energy Private Limited (GMEL)
GMR Kamalanga Energy Limited (GKEL)
Himtal Hydro Power Company Private Limited (HHPPL)
GMR Energy (Mauritius) Limited (GEML)
GMR Lion Energy Limited (GLEL)
GMR Upper Karnali Hydropower Limited (GUKPL)
GMR Energy Trading Limited (GETL)
GMR Consulting Services Private Limited (GCSPL)
GMR Coastal Energy Private Limited (GCEPL)
GMR Bajoli Holi Hydropower Private Limited (GBHHPL)
GMR Londa Hydropower Private Limited (GLHPPL)
GMR Kakinada Energy Private Limited (GKEPL)
GMR Energy (Cyprus) Limited (GECL)
GMR Energy (Netherlands) B.V. (GENBV)
PT Dwikarya Sejati Utma (PTDSU)



GMR Consulting Services Limited

Notes to financial statements for the year ended 31st March 2020


PT Duta Sarana Internusa (PTDSI)
PT Barasentosa Lestari (PTBSL)
SJK Powergen Limited (SJK)
PT Unsoco (PT)
GMR Warora Energy Limited (Formerly EMCO Energy Limited)
Indo Tausch Trading DMCC (ITTD)
GMR Maharashtra Energy Limited (GMAEL)
GMR Bundelkhand Energy Private Limited (GBEPL)
GMR Rajam Solar Power Private Limited (formerly known as GMR Uttar Pradesh Energy Private Limited (GUPEPL)
GMR Hosur Energy Limited (GHOEL)
GMR Gujarat Solar Power Private Limited (GGSPPL)
Karnali Transmission Company Private Limited (KTCPL)
Marsyangdi Transmission Company Private Limited (MTCPL)
GMR Indo-Nepal Energy Links Limited (GINELL)
GMR Indo-Nepal Power Corridors Limited (GINPCL)
GMR Generation Assets Limited (formerly known as GMR Renewable Energy Limited (GREEL))
GMR Energy Projects (Mauritius) Limited (GEPML)
GMR Infrastructure (Singapore) Pte Limited (GISPL)
GMR Coal Resources Pte Limited (GCRPL)
GMR Power Infra Limited (GPIL)
GMR Highways Limited (GMRHL)
GMR Tambaram Tindivanam Expressways Limited (GTTEPL)
GMR Tuni Anakapalli Expressways Limited (GTAEPL)
GMR Ambala Chandigarh Expressways Private Limited (GACEPL)
GMR Pochanpalli Expressways Limited (GPEPL)
GMR Hyderabad Vijayawada Expressways Private Limited (GHVEPL)
GMR Chennai Outer Ring Road Private Limited (GCORRPL)
GMR Kishangarh Udaipur Ahmedabad Expressways Limited (GKUAEPL)
GMR Highways Projects Private Limited (GHPPL)
GMR Hyderabad International Airport Limited (GHIAL)
Gateways for India Airports Private Limited (GFIAL)
Hyderabad Airport Security Services Limited (HASSL)
GMR Hyderabad Airport Resource Management Limited (GHARML)
GMR Hyderabad Aerotropolis Limited (HAPL)



GMR Consulting Services Limited

Notes to financial statements for the year ended 31st March 2020

GMR Hyderabad Aviation SEZ Limited (GHASL)
GMR Aerospace Engineering Limited (GAEL)
(formerly known as MAS GMR Aerospace
Engineering Company Limited)
GMR Aero Technic Limited (GATL) (formerly known
as MAS GMR Aero Technic Limited (MGATL))
Hyderabad Duty Free Retail Limited (HDFRL)
GMR Airport Developers Limited (GADL)
GADL International Limited (GADLIL)
GADL (Mauritius) Limited (GADLML)
GMR Hotels and Resorts Limited (GHRL)
GMR Hyderabad Airport Power Distribution Limited
(GHAPDL)
Delhi International Airport Private Limited (DIAL)
Delhi Aerotropolis Private Limited (DAPL)
Delhi Duty Free Services Private Limited (DDFS)
Delhi Airport Parking Services Private Limited
(DAPSL)
GMR Airports Limited (GAL)
GMR Airport Global Limited (GAGL)
GMR Airports (Mauritius) Limited (GALM)
GMR Aviation Private Limited (GAPL)
Raxa Security Services Limited (Raxa)
GMR Krishnagiri SEZ Limited (GKSEZ)
Advika Properties Private Limited (APPL)
Aklima Properties Private Limited (AKPPL)
Amartya Properties Private Limited (AMPPL)
Baruni Properties Private Limited (BPPL)
Bougainvillea Properties Private Limited (BOPPL)
Camelia Properties Private Limited (CPPL)
Deepesh Properties Private Limited (DPPL)
Eila Properties Private Limited (EPPL)
Gerbera Properties Private Limited (GPL)
Lakshmi Priya Properties Private Limited (LPPPL)
Honeysuckle Properties Private Limited (HPPL)
Idika Properties Private Limited (IPPL)
Krishnapriya Properties Private Limited (KPPL)
Larkspur Properties Private Limited (LAPPL)
Nadira Properties Private Limited (NPPL)
Padmapriya Properties Private Limited (PAPPL)
Prakalpa Properties Private Limited (PPPL)
Purnachandra Properties Private Limited (PUPPL)
Shreyadita Properties Private Limited (SPPL)
Pranesh Properties Private Limited (PRPPL)
Sreepa Properties Private Limited (SRPPL)
Radhapriya Properties Private Limited (RPPL)
Asteria Real Estates Private Limited (AREPL)
GMR Hosur Industrial City Private Limited (GHICL)
Namitha Real Estates Private Limited (NREPL)



GMR Consulting Services LimitedNotes to financial statements for the year ended 31st March 2020


	Honey Flower Estates Private Limited (HFEPL) GMR Hosur EMC Limited (GHEMCL) GMR SEZ and Port Holdings Limited (GSPHL) East Godavari Power Distribution Company Private Limited (EGPDCPL) Suzone Properties Private Limited (SUPPL) GMR Utilities Private Limited (GUPL) Lilliam Properties Private Limited (LPPL) GMR Corporate Affairs Private Limited (GCAPL) Dhruvi Securities Private Limited (DSPL) Kakinada SEZ Limited (KSL) GMR Business Process and Services Private Limited (GBPSPL) GMR Infrastructure (Mauritius) Limited (GIML) GMR Infrastructure (Cyprus) Limited (GICL) GMR Infrastructure Overseas Limited (GIOL) GMR Infrastructure (UK) Limited (GIUL) GMR Infrastructure (Global) Limited (GIGL) GMR Energy (Global) Limited (GEGL) Kakinada Gateway Port Limited (KGPL) GMR Goa International Airport Limited (GGIAL) GMR SEZ Infra Services Limited (GSISL) GMR Infrastructure (Overseas) Limited (GIOL) GMR Infra Developers Limited (GIDL)
Enterprises where significant influence exists	Nil
Enterprises where key management personnel and their relative exercise significant influence	None
Key Management Personnel	Mr. S.N. Barde – Director Mr. Harvinder Manocha – Director

Related party transactions

The following table provides the total amount of transactions that have been entered into with related parties for the relevant financial year and the closing balance as on 31st March 2019.

A. Receivables - Closing Balances as on 31st March, 2020

Name of the Company	Year ended 31 st March, 2020	Year ended 31 st March, 2019
Immediate holding Company:		
GMR Infrastructure Limited	1,54,696	1,54,696
GMR Energy Limited (ICD Int)	-	2,749



GMR Consulting Services LimitedNotes to financial statements for the year ended 31st March 2020

Fellow subsidiary:		
GMR Bajoli Holi	8,42,000	8,42,000
GMR Upper Karnali Hydro Power- Fee	-	-
GMR Power Corporation Limited- Int	-	-
GMR Power Corporation Limited- ICD	-	-

B. Payables - Closing Balances as on 31st March, 2019

Name of the Company	Year ended 31 st March, 2020	Year ended 31 st March, 2019
Ultimate holding company:		
GMR Holdings Pvt. Ltd.	1,180	1,120
Immediate holding Company:		
GMR Energy Limited (ICD)	1,91,94,339	99,72,088
GMR Infrastructure Limited	2,57,356	2,09,246
Fellow subsidiary:		
GMR Bajoli Holi	-	-
GMR Chhattisgarh	NA	2,254,864
GMR Corporate Affairs	1,62,000	1,62,000
GMR Airports Limited	-	-
GMR Warora Energy Ltd (EMCO) – VPP	103,938	103,938
Delhi International Airport Pvt Ltd	5,754	61,876

C. Income from Consultancy Services: April 2019 to March, 2020


Name of the Company	Year ended 31 st March, 2020	Year ended 31 st March, 2019
Fellow subsidiary:		
GMR Bajoli Holi	-	95,13,158
GMR Upper Karnali Hydro Power	-	-

D. Interest Income: April 2019 to March, 2020

Name of the Company	Year ended 31 st March, 2020	Year ended 31 st March, 2019
Immediate holding Company:		
GMR Energy Limited	-	-
Fellow subsidiary:		
GMR Power Corporation Limited	-	171,617

E. Expenditure Incurred: April 2018 to March, 2019

Name of the company	Nature of Expense	Year ended 31 st March, 2020	Year ended 31 st March, 2019
Immediate holding			



GMR Consulting Services Limited**Notes to financial statements for the year ended 31st March 2020**

Company:			
GMR Enterprise Private Limited	Logo charges	1,180	1,120
GMR Infrastructure Limited	Consultancy Charges	40,807	1,42,073
Fellow subsidiary:			
Delhi International Airport	Freight Charges	NIL	57,267
GMR Corporate Affairs Pvt Ltd	Rent	NIL	1,56,750
Managerial Remuneration to Key Management Personnel	Managerial Remuneration	NIL	NIL

F. Equity as on March, 2020

Name of the company	Nature of Transaction	Year ended 31 st March, 2020	Year ended 31 st March, 2019
GMR Energy Limited	Equity	4,99,000	4,99,000

No compensation has been provided to key management personnel during current year.

12. Disclosures on Financial instruments

This section gives an overview of the significance of financial instruments for the Group and provides additional information on balance sheet items that contain financial instruments.


The details of significant accounting policies, including the criteria for recognition, the basis of measurement and the basis on which income and expenses are recognised in respect of each class of financial asset, financial liability and equity instrument are disclosed in accounting policies, to the financial statements.

(a) Financial assets and liabilities

The following tables presents the carrying value and fair value of each category of financial assets and liabilities as at March 31, 2019 and March 31, 2018.

As at March 31, 2020

(Rs.)					
Particulars	Fair value through consolidated statement of profit or loss	Derivative instruments not in hedging relationship	Amortised cost	Total Carrying value	Total Fair value
Financial assets (i) Loans &		-	16,300	16,300	16,300



GMR Consulting Services Limited
Notes to financial statements for the year ended 31st March 2020

Deposits					
(ii) Trade receivables	-	-	30,05,378	30,05,378	30,05,378
(iii) Cash and cash equivalents	-	-	19,16,717	19,16,717	19,16,717
Total	-	-	49,38,395	49,38,395	49,38,395
Financial liabilities					
(i) Borrowings	-	-	1,91,94,339	1,91,94,339	1,91,94,339
(ii) Trade payables	-	-	62,11,005	62,11,005	62,11,005
(iii) Other financial liabilities	-	-	35,77,280	35,77,280	35,77,280
Total	-	-	2,89,82,624	2,89,82,624	2,89,82,624

As at March 31, 2019
(Rs.)

Particulars	Fair value through consolidated statement of profit or loss	Derivative instruments not in hedging relationship	Amortised cost	Total Carrying value	Total Fair value
Financial assets					
(i) Loans	-	-	16,300	16,300	16,300
(ii) Trade receivables	-	-	30,08,127	30,08,127	30,08,127
(iii) Cash and cash equivalents	-	-	5,53,989	5,53,989	5,53,989
Total	-	-	35,78,416	35,78,416	35,78,416
Financial liabilities					
(i) Borrowings	-	-	99,72,088	99,72,088	99,72,088
(ii) Trade payables	-	-	56,72,650	56,72,650	56,72,650



GMR Consulting Services LimitedNotes to financial statements for the year ended 31st March 2020

(iii) Other financial liabilities	-	-	47,60,956	47,60,956	47,60,956
Total	-	-	2,04,05,694	2,04,05,694	2,04,05,694

Financial risk management objectives and policies

In the course of its business, the Company is exposed primarily to fluctuations in foreign currency exchange rates, interest rates, equity prices, liquidity and credit risk, which may adversely impact the fair value of its financial instruments. The Company has a risk management policy which not only covers the foreign exchange risks but also other risks associated with the financial assets and liabilities such as interest rate risks and credit risks. The risk management policy is approved by the Board of Directors. The risk management framework aims to:

(i) create a stable business planning environment by reducing the impact of currency and interest rate fluctuations on the Company's business plan.

(ii) achieve greater predictability to earnings by determining the financial value of the expected earnings in advance.

Market risk

Market risk is the risk of any loss in future earnings, in realizable fair values or in future cash flows that may result from a change in the price of a financial instrument. The value of a financial instrument may change as a result of changes in interest rates, foreign currency exchange rates, liquidity and other market changes. Future specific market movements cannot be normally predicted with reasonable accuracy.

Credit Risk:

Credit risk is the risk that counterparty will not meet its obligations under a financial instrument or customer contract, leading to a financial loss.

Financial instruments and cash deposits- Credit risk from balances with banks and financial institutions is managed by the company's treasury department in accordance with the company's policy. Investments of surplus funds are made only with approved counterparties and within credit limits assigned to each counterparty. Counterparty credit limits are reviewed by the company's Board of Directors on an annual basis, and may be updated throughout the year subject to approval of the company's Finance Committee. The limits are set to minimize the concentration of risks and therefore mitigate financial loss through counterparty's potential failure to make payments.



GMR Consulting Services Limited**Notes to financial statements for the year ended 31st March 2020****31. Liquidity risk**

The Company monitors its risk of a shortage of funds using a liquidity planning tool.

The Company's objective is to maintain a balance between continuity of funding and flexibility through the use of bank overdrafts, bank loans. The Company's policy is that not more than 0% of borrowings should mature in the next 12-month period.

The table below summarises the maturity profile of the Company's financial liabilities based on contractual undiscounted payments

	On demand	Less than 3 months	3 to 12 months	1 to 5 years	> 5 years	Total
	INR	INR	INR	INR	INR	INR
Year Ended on 31/3/2020						
Borrowings		1,91,94,339				1,91,94,339
Trade payable		62,11,005				62,11,005
Other financial liabilities		35,77,280				35,77,280
						2,89,82,624
Year Ended on 31/3/2019						
Borrowings		99,72,088				99,72,088
Trade payable		56,72,650				56,72,650
Other financial liabilities		47,60,956				47,60,956
						2,04,05,694

Capital management

The Company's capital management is intended to create value for shareholders by facilitating the meeting of long-term and short-term goals of the Company.

The Company determines the amount of capital required on the basis of annual business plan coupled with long-term and short-term strategic investment and expansion plans. The funding needs are met through equity, cash generated from operations and sale of certain assets, long-term and short-term bank borrowings and issue of non-convertible / convertible debt securities and strategic partnership with investors.

For the purpose of the Company's capital management, capital includes issued equity capital, convertible preference share, share premium and all other equity reserves attributable to the equity holders of the Company.

The Company manages its capital structure and makes adjustments in light of changes in



GMR Consulting Services Limited**Notes to financial statements for the year ended 31st March 2020**

economic conditions and the requirements of the financial covenants. To maintain or adjust the capital structure, the Company may adjust the dividend payment to shareholders, return capital to shareholders or issue new shares. The Company monitors capital using a gearing ratio, which is total debt divided by total capital plus total debt. The Company's policy is to keep the gearing ratio at an optimum level to ensure that the debt related covenant are complied with.

(Amount in
Rs.)

Particulars	March 31, 2020	March 31, 2019
Borrowings other than convertible preference shares	1,91,94,339	9,972,088
Total debt (i)	1,91,94,339	9,972,088
Capital components		
Equity share capital	5,00,000	5,00,000
Other equity	(6,106,221)	4,986,607
Total Capital (ii)	(5,606,221)	5,486,607
Capital and borrowings (iii = i + ii)	13,588,118	15,458,695
Gearing ratio (%) (i / iii)	141.26 %	64.51 %

In order to achieve this overall objective, the Company's capital management, amongst other things, aims to ensure that it meets financial covenants attached to the interest-bearing loans and borrowings that define capital structure requirements. Breaches in meeting the financial covenants would permit the bank to immediately call loans and borrowings. There have been no material breaches in the financial covenants of any interest-bearing loans and borrowings in the current period.

No changes were made in the objectives, policies or processes for managing capital during the years ended March 31, 2019 and March 31, 2018.

32. The Company has entered into certain cancelable operating lease agreements mainly for office premises. The lease rentals considered under profit & loss for the period as per the agreement are as follows:

Particulars	For year ended 31 st March 2020	For year ended 31 st March 2019
Lease Rentals under cancelable leases	NIL	1,56,750
Lease Rentals under non-cancelable leases	Nil	Nil

33. Expenditure in Foreign Currency – Nil

34. Deferred Tax Assets and Deferred Tax Liability -



GMR Consulting Services Limited**Notes to financial statements for the year ended 31st March 2020**

The tax effects of significant temporary differences that resulted in deferred income tax assets and liabilities are as follows:

Particulars	As at	
	31-Mar-20	31-Mar-19
Deferred income tax assets		
Brought Forward Losses		
Others	-	-
Total deferred income tax assets	-	-
Deferred income tax liabilities		
Property, plant and equipment	-	-
Total deferred income tax liabilities	-	-
Deferred Tax assets after set off	-	-

Deferred tax assets and deferred tax liabilities have been offset wherever the Company has a legally enforceable right to set off current tax assets against current tax liabilities and where the deferred tax assets and deferred tax liabilities relate to income taxes levied by the same taxation authority.

The ultimate realization of deferred income tax assets is dependent upon the generation of future taxable income during the periods in which the temporary differences become deductible. Management considers the Net Deferred tax assets has not been recognized because there is no probability/convincing or other evidence that sufficient taxable profits will be available against which DTA will be adjusted.


35. Pending Litigations: The Company does not have any pending litigations which would impact its financial position.

36. Foreseeable losses: The Company did not have any long-term contracts including derivative contracts for which there were any material foreseeable losses

37. There are no micro and small enterprises to which the company owes dues which are outstanding for more than 45 days as at 31st March 2017 and 31st March 2016. This information as required to be disclosed under the Micro Small and Medium Enterprises Development Act 2006 has been determined to the extent such parties have been identified on the basis of information available with the company.

38. Segment Reporting

The company is engaged primarily in the business of setting and running of Power Plants. As the basic nature of the activities is governed by the same set of risk and returns these have been grouped as a single business segment. Accordingly, separate primary and



GMR Consulting Services Limited

Notes to financial statements for the year ended 31st March 2020

secondary segment reporting disclosures as envisaged in Accounting Standard (Ind AS-108) on Segmental Reporting issued by the ICAI are not applicable to the present activities of the company.

39. Fair Value

The carrying amount of all financial assets and liabilities (except for those instruments carried at fair value) appearing in the financial statements is reasonable approximation of fair value.

40. The Previous year's figures have been re-grouped and reclassified, wherever necessary, to confirm to those of current year.

41. Estimation of uncertainties relating to the global health pandemic from COVID-19 (COVID-19):

The Company has considered the possible effects that may result from the pandemic relating to COVID-19. In developing the assumptions relating to the possible future uncertainties in the global economic conditions because of this pandemic, the Company, as at the date of approval of these financial statements has used internal and external sources of information. There is no major impact on the Company's Financial Statements due to COVID-19.

**For Girish Murthy & Kumar
Chartered Accountants**



A.V. Satish Kumar
Partner
Membership no.: 26526
Firm Registration Number: 0009345
Place: Bangalore
Date: 26-05-2020




For and on behalf of the Board of directors




Harvinder Manocha
Director
DIN: 03272052

Place: New Delhi
Date: 26-05-2020


S N Barde
Director
DIN: 03140784