

November 10, 2022

BSE Limited
Phiroze Jeejeebhoy Towers
Dalal Street, Kala Ghoda, Fort
Mumbai- 400001

Dear Sir/Madam,

Sub: Intimation under Regulation 52 read with Regulation 23 and 54 of the SEBI (Listing Obligations and Disclosure Requirements) Regulations, 2015 (as amended)

Pursuant to the provisions of Regulation 52 read with Regulation 23 and 54 of the SEBI (Listing Obligations and Disclosure Requirements) Regulations, 2015 ("the Listing Regulations") (as amended), we hereby submit:

1. Unaudited Standalone Financial Results for the quarter and half year ended September 30, 2022 together with Limited Review Report issued by Statutory Auditors of the Company;
2. Security Cover Certificate under Regulation 54 of the Listing Regulations;
3. Disclosure of related party transactions for the half year ended September 30, 2022, in terms of Regulation 23(9) of the Listing Regulations.

Further, also note that there was no material deviation in the use of proceeds of Non-Convertible debt securities of the Company from the objects stated in the offer letter. Therefore, the statement of material deviations as required to be disclosed pursuant to Regulation 52(7) of the Listing Regulations is not applicable.

We request you to kindly place the same on record.

Thanking You

Yours Faithfully

For **GMR Enterprises Private Limited**


Yogindu Khajuria
Company Secretary



Encl: As above

**GIRISH
MURTHY & KUMAR**
Chartered Accountants

**Independent Auditor's Review Report on Unaudited quarterly financial results of
GMR Enterprises Private Limited Pursuant to the Regulation 52 of the Securities
and Exchange Board of India (Listing Obligations and Disclosure Requirements)
Regulations, 2015.**

To The Board of Directors
GMR Enterprises Private Limited


Introduction

We have reviewed the accompanying Statement of Unaudited financial results (" the statement") of GMR Enterprises Private Limited (the 'Company') for the quarter and six months period ended 30th September'2022 being submitted by the Company Pursuant to the requirements of Regulations, 2015 (as amended) ('Listing Regulations'), including relevant circulars issued by the Securities and Exchange Board of India ("SEBI") from time to time.

This Statement, which is the responsibility of the Company's management and approved by the Board of Directors, has been prepared in accordance with the recognition and measurement principles laid down in Indian Accounting Standard 34 "Interim Financial Reporting" ('Ind AS 34'), prescribed under Section 133 of the Companies Act, 2013 ("the Act") , and other accounting principles generally accepted in India and in compliance with the presentation and disclosure requirements of Regulation 52 of the SEBI (Listing Obligations and Disclosure Requirements) Regulations, 2015, (as amended) including relevant circulars issued by the SEBI from time to time. Our responsibility is to express a conclusion on the Statement based on our review.

Scope of review

We conducted our review of the Statement in accordance with the Standard on Review Engagements ('SRE') 2410 "Review of Interim Financial Information Performed by the Independent Auditor of the Entity" issued by the Institute of Chartered Accountants of India ('ICAI'). A review of interim financial information consists of making inquiries, primarily of persons responsible for financial and accounting matters, and applying analytical and other review procedures. A review is substantially less in scope than an audit conducted in accordance with the Standards on Auditing specified under section 143(10) of the Companies Act, 2013, and consequently, does not enable us to obtain assurance that we would become aware of all significant matters that might be identified in an audit. Accordingly, we do not express an audit opinion.



4502, High Point – 4, High Grounds, Palace Road, Bangalore – 560001. Ph. No: 98452 55809.

**GIRISH
MURTHY & KUMAR**
Chartered Accountants

Based on our review conducted as above, nothing has come to our attention that causes us to believe that the accompanying Statement, prepared in accordance with applicable accounting standards and other recognised accounting practices and policies has not disclosed the information required to be disclosed in terms of Regulation 52 of the Securities and Exchange Board of India (Listing Obligations and Disclosure Requirements) Regulations, 2015 including the manner in which it is to be disclosed, or that it contains any material misstatement.

Emphasis of Matter

We draw attention to Note 5 of the accompanying statement of financial results, wherein the Company has made strategic investments in group companies which are long term in nature out of its short-term borrowings. In view of this, there is a mismatch of cash flows to service its liabilities and the Company is making continuous efforts to raise funds through partial divestment in strategic investments, monetize assets and also restructure loans to improve its liquidity position and to meet its liabilities.


Our opinion is not qualified in respect of this matter.

Other Matters

The figures for the quarter and six months period ended September 30, 2021 have been reviewed by the previous auditors and we have relied upon their reports.

Our opinion is not qualified in respect of this matter.

For Girish Murthy & Kumar,
Chartered Accountants
Reg. No. 000934S


A V Satish Kumar
Partner

Membership No.: 26526



UDIN: 22026526BCTFAQ1235

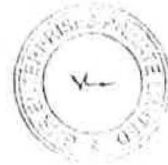
Place: Bengaluru

Date: 10th November'2022

GMR Enterprises Private Limited
Corporate Identity Number (CIN): U74900TN2007PTC102389
Regd. Office : Third Floor, Old No.248/New No.114
Royapettah High Road, Royapettah, Chennai - 600 014

Statement of standalone assets and liabilities as at September 30, 2022
(All amounts in Rs. Crores unless otherwise stated)

Particulars	As at September 30, 2022	As at March 31, 2022
	Unaudited	Audited
Assets		
Financial Assets		
Cash and Cash Equivalents	25.45	276.46
Bank Balance other than Cash and Cash Equivalents	3.34	0.80
Trade Receivables	10.70	87.48
Loans	792.71	1,082.88
Investments	5,100.60	5,098.73
Other financial assets	118.82	76.11
Non-financial assets		
Current Tax assets (Net)	26.90	28.49
Property, plant and equipment	20.31	20.30
Other non-financial assets	2.58	2.61
Total Assets	6,101.41	6,673.86
Liabilities and Equity		
Liabilities		
Financial liabilities		
Trade Payables		
(i) total outstanding dues of micro enterprises and small enterprises		
(ii) total outstanding dues of creditors other than micro enterprises and small enterprises	0.11	155.91
Other Payables	13.98	13.98
Debt Securities	2,855.30	2,393.08
Borrowings (other than debt securities)	768.39	1,164.04
Other financial liabilities	535.08	632.14
Non financial liabilities		
Provisions	115.14	43.18
Other Non-Financial Liabilities	99.44	130.12
Total Liabilities	4,387.44	4,532.45
Equity		
Equity share capital	91.13	91.13
Other equity	1,622.84	2,050.28
Total Equity	1,713.97	2,141.41
Total Liabilities and Equity	6,101.41	6,673.86



Statement of standalone financial results for the quarter ended September 30, 2022 and year to date April 01, 2022 to September 30, 2022
(All amounts in Rs. Crores unless otherwise stated)

S.No	Particulars	Quarter ended			Six Months ended		For the year ended
		Sept 30, 2022	June 30, 2022	Sept 30, 2021	Sept 30, 2022	Sept 30, 2021	March 31, 2022
		Unaudited	Unaudited	Unaudited	Unaudited	Unaudited	Audited
	Income						
1	Revenue from operations	59.51	57.32	262.81	116.83	396.16	609.05
2	Other income	8.79	8.80	25.08	17.59	33.86	35.23
3	Total Income	68.30	66.12	287.89	134.42	430.02	644.28
4	Expenses						
	Finance Costs (Refer Note No.7)	330.54	146.70	140.68	477.24	288.48	566.86
	Employee benefit expenses	1.94	1.67	0.97	3.61	2.05	6.16
	Depreciation expense	0.01	0.04	0.02	0.05	0.04	0.10
	Other expenses	37.27	43.70	85.25	80.97	126.21	220.21
	Total Expenses	369.76	192.11	226.92	561.87	416.78	793.33
5	Profit/(loss) before tax	(301.46)	(125.99)	60.98	(427.45)	13.24	(149.05)
6	Tax Expense:						
	(1) Current tax	-	-	-	-	-	-
	(2) Earlier years tax	-	-	-	-	-	-
	(3) Deferred tax (credit) charge	-	-	-	-	-	-
7	Profit/(loss) for the period/year	(301.46)	(125.99)	60.98	(427.45)	13.24	(149.05)
8	Other comprehensive income	-	-	-	-	-	-
9	Total comprehensive income	(301.46)	(125.99)	60.98	(427.45)	13.24	(149.05)
10	Paid-up equity share capital (Face value of Rs.10/- per share)	91.13	91.13	91.13	91.13	91.13	91.13
11	Net worth	-	-	-	-	-	2,141.41
12	Earnings Per Share (EPS) (amount in Rs.)	(33.08)	(13.83)	6.69	(46.91)	1.45	(16.36)
13	NPA Ratios						
	a) Gross NPA	39.38	36.23	19.52	39.38	19.52	37.18
	b) % of Gross NPA	4.27%	3.88%	2.69%	4.27%	2.69%	2.98%
	c) Net NPA	-	-	-	-	-	-
	d) % of Net NPA	-	-	-	-	-	-
14	Paid up Debt Capital (NCD's) (Listed & Unlisted)	2,640.50	2,400.30	1,668.70	2,640.50	1,668.70	1,949.80



GMR ENTERPRISES PRIVATE LIMITED
Corporate Identity Number (CIN): U74900TN2007PTC102389
Regd. Office : Third Floor, Old No.248/New No.114
Royapettah High Road, Royapettah, Chennai - 600 014

Standalone cash flow statement for the period ended 30th Sept' 2022
(All amounts in Rs. Crores unless otherwise stated)

Particulars	Period ended 30th Sept' 2022	Period ended 31st March' 2022
	Unaudited	Audited
A. CASH FLOW FROM OPERATING ACTIVITIES		
Net Profit before Taxation & Extraordinary Items	(427.45)	(149.05)
Adjustments for:		
Depreciation	0.05	0.10
Interest & Financial Charges	455.56	539.72
Operating profit before working capital changes	28.16	390.77
(Increase)/Decrease in trade receivables	76.77	47.62
(Increase)/Decrease in Loans	290.18	(611.76)
(Increase)/Decrease in Other financial assets	(42.72)	(35.89)
(Increase)/Decrease in Other non financial assets	0.03	0.43
Increase/(Decrease) in Trade Payables	(155.80)	119.60
Increase/(Decrease) in Other Payables	-	-
Increase/(Decrease) in Non Current provisions	71.96	5.19
Increase/(Decrease) in Other Financial liabilities	(62.06)	(4.53)
Increase/(Decrease) in Other Non Financial liabilities	(30.67)	(63.27)
	175.85	(151.85)
Taxes (paid) / Refunds	1.59	(2.21)
Net Cash Flow from Operating Activities (A)	177.44	(154.06)
B. CASH FLOW FROM INVESTMENT ACTIVITIES		
Sale /(Purchase) of Property, Plant and Equipment	(0.06)	(0.03)
(Purchase)/Sale of Investments(Net)	(1.87)	450.54
Net Cash Flow from Investing Activities (B)	(1.93)	450.51
C. CASH FLOW FROM FINANCING ACTIVITIES		
Interest & Financial Charges	(455.56)	(539.72)
Loans repaid_Long Term Borrowings	66.58	696.81
Loan repaid_Short Term Borrowings	(35.00)	(187.40)
Proceeds from issue of shares	-	-
Net Cash Flow from Financing Activities (C)	(423.98)	(30.31)
Net Increase in cash and cash equivalents (A+B+C)	(248.47)	266.14
Cash & Cash Equivalents, and other Bank balances at the beginning of the year	277.26	11.12
Cash & Cash Equivalents, and other Bank balances at the end of the period	28.79	277.26



GMR Enterprises Private Limited

Notes to the Unaudited standalone Ind AS financial results for the quarter ended September 30, 2022 and year to date April 01, 2022 to September 30, 2022.

- 1) The unaudited Ind AS financial results have been prepared in accordance with the recognition and measurement principles laid down in Indian Accounting Standards ("Ind AS") 34 on interim Financial Reporting prescribed under Section 133 of the Companies Act, 2013, read with relevant rules made hereunder and in terms of Regulation 52 of the SEBI (Listing Obligations and Disclosure Requirements) Regulations, 2015 and relevant circulars thereunder.
- 2) The unaudited Ind AS financials results of GMR Enterprises Private Limited ("the Company") for the quarter ended September 30, 2022 and year to date April 01, 2022 to September 30, 2022 have been reviewed by the Audit Committee in their meeting held on November 10, 2022 and approved by the Board of Directors of the company in their meeting held on November 10, 2022.
- 3) The Statutory auditors of the Company have carried out a limited review of the unaudited Ind AS financial results for the quarter ended September 30, 2022 and year to date April 01, 2022 to September 30, 2022.
- 4) The Company's business activities fall within a single business segment in terms of Ind-AS 108 'Operating Segment'.
- 5) The Company is a Group Holding Company and is registered as CIC with Reserve Bank of India and its subsidiaries mainly operates in the infrastructure sector. During the financial year 2021-22, the Engineering Procurement and Construction (EPC) business and Urban Infrastructure & Energy businesses of GMR Infrastructure Limited (the listed subsidiary) demerged into GMR Power & Urban Infra Limited (GPUIL) and GPUIL became the listed subsidiary of the Company. During the previous years and in the current quarter the Company has incurred losses primarily on account of finance charges. Since the infrastructure sector has been facing various challenges and the main subsidiaries are in development phase, they are not able to declare dividends. However, there has been significant accretion in the value of Company's Investments on account of the various initiatives being taken by the subsidiaries. The borrowings of the Company were invested in group companies, which are long term in nature; these strategic investments in Group Companies have potential for capital appreciation. In the coming few months substantial portion of the existing borrowings are maturing for repayment and the company has been taking various steps to meet its obligations. The company continues the partial divestment of its investments to improve the liquidity position.



- 6) During the quarter ended September 30, 2022 the company has not issued any new listed secured redeemable non-convertible debentures (NCD's). The details outstanding of the listed non-convertible debentures issued by the Company as on September 30, 2022 are as under: -

ISIN No.	Amount (Rs. Crores)	Date of Original issue/allotment
INE908I07404	105.10	28-Sept-2019
INE908I07420	56.80	28-Sept-2019
INE908I07446	60.50	28-Sept-2019
INE908I07396	135.70	28-Sept-2019
INE908I07412	73.50	28-Sept-2019
INE908I07438	78.30	28-Sept-2019
INE908I07222	75.00	19-Mar-2021
INE908I07248	280.00	24-Mar-2021
INE908I07255	125.00	5-April-2021
INE908I07271	21.20	18-Jan-2022
INE908I07289	88.20	18-Jan-2022
INE908I07297	74.40	18-Jan-2022
INE908I07305	66.20	18-Jan-2022
INE908I07313	21.20	09-Feb-2022
INE908I07321	88.20	09-Feb-2022
INE908I07339	74.40	09-Feb-2022
INE908I07347	66.20	09-Feb-2022
Grand Total	1,489.90	

The above Listed NCD's are secured mainly against the pledge of group's listed entity [GMR Infrastructure Ltd shares held by the company and its stepdown subsidiary.

- 7) The company has accounted 4 % additional interest In Sept'2022 quarter on Piramal Enterprises Ltd & Baboon Holdings Investments B V Rs. 675 Crores NCD's for the period 01.07.2019 to 30.06.2022 towards upside sharing on the appreciation of GMR Airports Infrastructure Ltd (Listed shares) shares-price. Due to uncertainty in ascertaining the appreciation of listed shares price, we are unable to determine the upside sharing during the previous years and accounted the minimum applicable IRR interest. The said NCD's are due for maturity in Sept'22 and the Debenture holders now insisted for 4 % upside sharing, accordingly we have accounted the entire 4 % additional interest (Rs.156.03 Crores) for the said period during the Sept'22 quarter. In view of the above the finance cost is in higher side during the Sept'2022 quarter compared to the previous quarter/periods



- 8) The Listed Non-Convertible Debentures are secured and the asset cover is more than one hundred percent of the principal and accrued Interest at all times during the quarter and half year ended September 30, 2022
- 9) Paid up debt capital represents outstanding non-convertible debentures (Listed + Unlisted) issued by the company (excluding interest).
- 10) The Company has not created Debentures Redemption Reserve as per the provisions of Section 71 of Companies Act, 2013 as the same is not applicable.
- 11) Previous quarter/year figures have been re-grouped/reclassified to conform to the classification adopted in the current quarter.

For GMR Enterprises Private Limited



Grandhi Kiran Kumar
Director
DIN: 00061669



Place: Singapore
Date: November 10, 2022


GMR Enterprises Private Limited

Statement referred to in Regulation 52(4) of the SEBI (Listing Obligations and Disclosure Requirements) Regulations, 2015 (as amended) (for the quarter ended September 30, 2022 and year to date April 01, 2022 to September 30, 2022)

S. No.	Particulars	Disclosures
a)	Debt-equity ratio	2.27 times
b)	Debt Service coverage ratio	Not applicable, GMR Enterprises Private Limited being Non-Banking Financial Company registered with Reserve Bank of India (RBI)
c)	Interest service coverage ratio	Not applicable, GMR Enterprises Private Limited being Non-Banking Financial Company registered with Reserve Bank of India (RBI)
d)	Outstanding redeemable preference shares (quantity and value);	Nil
e)	Capital redemption reserve/debenture redemption reserve	Not applicable, GMR Enterprises Private Limited being Non-Banking Financial Company registered with Reserve Bank of India (RBI)
f)	Net worth	Rs. 1,713.97 Crores
g)	Net profit after tax /(loss)	(-) Rs. 427.45 Crores
h)	Earnings per share (Rs.Ps)	(-) Rs. 46.91 Per Share
i)	Current ratio;	0.58 times
j)	Long term debt to working capital	1.43 times
k)	Bad debts to Account receivable ratio	0.04 times
l)	Current liability ratio	0.37 times
m)	Total debts to total assets	0.62 times
n)	Debtors turnover	2.38 times
o)	Inventory turnover	N.A
p)	Operating margin (%)	27.57 %
q)	Net profit margin (%)	(-) 317.98 %
r)	Sector specific equivalent ratios, as applicable	Capital Adequacy Ratio – 70.23 % • Leverage Ratio – 1.29 times

Disclosure referred to in Regulation 54 of the SEBI (Listing Obligations and Disclosure Requirements) Regulations, 2015 (for the quarter ended September 30, 2022) – Security Cover

S. No.	Particulars	Disclosures
a)	The extent and nature of security created and maintained with respect to its secured listed non-convertible debt securities	Please refer "Annexure – A" for the details



Annexure – "A" – Security Cover

Details of nature of security created and maintained with respect to secured listed non-convertible debt securities issued by the company as on 30th September'2022.

S.No.	ISIN	Sanctioned Amount (Rs. Crs.)	Outstanding Amount as on September 30, 2022 (Rs.Crs)	Minimum Cover Required	Cover Maintained	Assets Required	Nature of Security Created (Primary Security)
1.	INE908107404	212.50 Crores	105.10 Crores	1.60 times	4.00 times	N.A	Exclusive Pledge over the Group's Listed entity "GMR Airports Infrastructure Ltd" and " GMR Power and Urban Infra Ltd " shares held by the company.
2.	INE908107396	212.50 Crores	135.70 Crores	1.60 times	4.00 times	N.A	
3.	INE908107420	115.00 Crores	56.80 Crores	1.60 times	4.00 times	N.A	
4.	INE908107412	115.00 Crores	73.50 Crores	1.60 times	4.00 times	N.A	
5.	INE908107446	122.50 Crores	60.50 Crores	1.60 times	4.00 times	N.A	
6.	INE908107438	122.50 Crores	78.30 Crores	1.60 times	4.00 times	N.A	
7.	INE908107248	280.00 Crores	280.00 Crores	2.00 times	2.38 times	N.A	Exclusive Pledge over the Group's Listed entity "GMR Airports Infrastructure Ltd" and GMR Power and Urban Ltd shares held by the company
8.	INE908107255	125.00 Crores	125.00 Crores	2.25 times	2.99 times	N.A	Exclusive Pledge over the Group's Listed entity "GMR Airports Infrastructure Ltd" and " GMR Power and Urban Infra Ltd " shares held by the company and its stepdown subsidiary
9.	INE908107222	75.00 Crores - Series II	75.00 Crores	1.00 times	1.30 times	N.A	Exclusive charge over the Land held by its stepdown subsidiary.
10.	INE908107271	21.20 Crores	21.20 Crores	2.50 times	2.86 times	N.A	Exclusive Pledge over the Group's Listed entity "GMR Airports Infrastructure Ltd" shares held by the company
11.	INE908107289	88.20 Crores	88.20 Crores	2.50 times	2.86 times	N.A	
12.	INE908107297	74.40 Crores	74.40 Crores	2.50 times	2.86 times	N.A	
13.	INE908107305	66.20 Crores	66.20 Crores	2.50 times	2.86 times	N.A	
14.	INE908107313	21.20 Crores	21.20 Crores	2.50 times	2.86 times	N.A	
15.	INE908107321	88.20 Crores	88.20 Crores	2.50 times	2.86 times	N.A	
16.	INE908107339	74.40 Crores	74.40 Crores	2.50 times	2.86 times	N.A	
17.	INE908107347	66.20 Crores	66.20 Crores	2.50 times	2.86 times	N.A	



GMR Enterprises Pvt. Limited

Company Identification Number: U74900TN2007PTC102389

Related party Transactions for 6 month period ended 30th September 2022

										Additional disclosure of related party transactions - applicable only in case the related party transaction relates to loans, inter-corporate deposits, advances or investments made or given by the listed entity/subsidiary.								
S. No	Details of the party (listed entity /subsidiary) entering into the transaction		Details of the counterparty			Type of related party transaction	Value of the related party transaction as approved by the audit committee	Value of transaction during the reporting period	In case monies are due to either party as a result of the transaction		In case any financial indebtedness is incurred to make or give loans, inter-corporate deposits, advances or investments			Details of the loans, inter-corporate deposits, advances or investments				
	Name	PAN	Name	PAN	Relationship of the counterparty with the listed entity or its subsidiary				Opening balance	Closing balance	Nature of indebtedness (loan/ issuance of debt/ any other etc.)	Cost	Tenure	Nature (loan/ advance/ Inter-corporate deposit/ investment)	Interest Rate (%)	Tenure	Secured / unsecured	Purpose for which the funds will be utilised by the ultimate recipient of funds (end-usage)
1	GMR Enterprises Pvt. Ltd.	AACCG8619E	Fabcity Properties Pvt. Ltd.	AAACL4213A	Subsidiary	Interest income	37,29,144	37,29,144	1,53,74,564	-	NA	NA	NA	Loan	15%	3 Years	Unsecured	General Corporate purpose
2	GMR Enterprises Pvt. Ltd.	AACCG8619E	GMR Bannaghatta Properties Pvt. Ltd.	AAJCS2687P	Subsidiary	Interest Income	9,99,00,000	9,99,00,000	57,27,99,864	-	NA	NA	NA	Loan	15%	3 Years	Unsecured	General Corporate purpose
3	GMR Enterprises Pvt. Ltd.	AACCG8619E	Grandhi Enterprises Pvt. Ltd.	AAACB4571A	Subsidiary	Interest income	3,15,61,644	2,54,153	-	2,54,153	NA	NA	NA	Loan	16%	3 Years	Unsecured	General Corporate purpose
4	GMR Enterprises Pvt. Ltd.	AACCG8619E	Hyderabad Jabilli Properties Pvt. Ltd.	AACCH0018A	Subsidiary	Interest income	1,28,00,00,000	58,84,73,425	12,58,61,684	71,43,35,103	NA	NA	NA	Loan	16%	3 Years	Unsecured	General Corporate purpose
5	GMR Enterprises Pvt. Ltd.	AACCG8619E	GMR Property Developers Pvt. Ltd.	AAHCG6517E	Subsidiary	Interest income	98,83,836	58,39,956	1,81,02,213	2,39,42,169	NA	NA	NA	Loan	16%	3 Years	Unsecured	General Corporate purpose
6	GMR Enterprises Pvt. Ltd.	AACCG8619E	GMR Holdings (Overseas) Ltd.	NA	Subsidiary	Interest income	37,68,757	37,68,757	37,68,757	-	NA	NA	NA	Loan	3.30%	1 Year	Unsecured	General Corporate purpose
7	GMR Enterprises Pvt. Ltd.	AACCG8619E	Corporate Infrastructure Services Pvt. Ltd.	AAACH9815K	Subsidiary	Interest expense	30,62,50,000	5,27,83,673	17,80,58,944	5,27,83,663	NA	NA	NA	Loan	12.25%	3 Years	Unsecured	General Corporate purpose
8	GMR Enterprises Pvt. Ltd.	AACCG8619E	GMR Infratech Pvt. Ltd.	AADCG2160R	Subsidiary	Interest expense	36,75,00,000	3,43,16,733	9,11,37,698	3,43,16,733	NA	NA	NA	Loan	9.50%	3 Years	Unsecured	General Corporate purpose
9	GMR Enterprises Pvt. Ltd.	AACCG8619E	Kakinada Refinery Pvt. Ltd.	AACCK6812D	Subsidiary	Interest expense	22,60,274	13,73,584	29,21,028	42,94,612	NA	NA	NA	Loan	5.50%	2 years	Unsecured	General Corporate purpose
10	GMR Enterprises Pvt. Ltd.	AACCG8619E	GMR Aerostructure Services Ltd.	AACCG9225E	Subsidiary	Interest expense	4,24,66,027	4,24,66,027	5,70,64,444	-	NA	NA	NA	Loan	12.25%	3 Years	Unsecured	General Corporate purpose
11	GMR Enterprises Pvt. Ltd.	AACCG8619E	GMR Aerostructure Services Ltd.	AACCG9225E	Subsidiary	Loan availed	3,00,00,00,000	23,50,00,000	75,84,00,000	-	NA	NA	NA	Loan	12.25%	3 Years	Unsecured	General Corporate purpose
12	GMR Enterprises Pvt. Ltd.	AACCG8619E	Corporate Infrastructure Services Pvt. Ltd.	AAACH9815K	Subsidiary	Loan availed	2,50,00,00,000	1,66,00,000	2,27,50,00,000	2,06,00,000	NA	NA	NA	Loan	12.25%	3 Years	Unsecured	General Corporate purpose
13	GMR Enterprises Pvt. Ltd.	AACCG8619E	GMR Infratech Pvt. Ltd.	AADCG2160R	Subsidiary	Loan availed	3,00,00,00,000	1,01,60,00,000	1,45,70,00,000	21,41,00,000	NA	NA	NA	Loan	9.50%	3 Years	Unsecured	General Corporate purpose
14	GMR Enterprises Pvt. Ltd.	AACCG8619E	Kakinada Refinery Pvt. Ltd.	AACCK6812D	Subsidiary	Loan repaid	5,00,00,000	8,00,000	5,00,00,000	4,92,00,000	NA	NA	NA	Loan	5.50%	22 Months	Unsecured	General Corporate purpose
15	GMR Enterprises Pvt. Ltd.	AACCG8619E	GMR Aerostructure Services Ltd.	AACCG9225E	Subsidiary	Loan repaid	3,00,00,00,000	99,34,00,000	75,84,00,000	-	NA	NA	NA	Loan	12.25%	3 Years	Unsecured	General Corporate purpose
16	GMR Enterprises Pvt. Ltd.	AACCG8619E	Corporate Infrastructure Services Pvt. Ltd.	AAACH9815K	Subsidiary	Loan repaid	2,50,00,00,000	2,22,10,00,000	2,22,50,00,000	2,06,00,000	NA	NA	NA	Loan	12.75%	3 Years	Unsecured	General Corporate purpose
17	GMR Enterprises Pvt. Ltd.	AACCG8619E	GMR Infratech Pvt. Ltd.	AADCG2160R	Subsidiary	Loan repaid	3,00,00,00,000	2,25,80,00,000	1,45,70,00,000	21,41,00,000	NA	NA	NA	Loan	9.50%	3 Years	Unsecured	General Corporate purpose
18	GMR Enterprises Pvt. Ltd.	AACCG8619E	GMR Bannaghatta Properties Pvt. Ltd.	AAJCS2687P	Subsidiary	Loan given	5,00,00,00,000	1,32,75,00,000	3,44,85,00,000	-	NA	NA	NA	Loan	15%	3 Years	Unsecured	General Corporate purpose
19	GMR Enterprises Pvt. Ltd.	AACCG8619E	GMR Property Developers Pvt. Ltd.	AAHCG6517E	Subsidiary	Loan given	7,25,00,000	4,00,000	7,28,00,000	7,32,00,000	NA	NA	NA	Loan	16%	3 Years	Unsecured	General Corporate purpose
20	GMR Enterprises Pvt. Ltd.	AACCG8619E	Grandhi Enterprises Pvt. Ltd.	AAACB4571A	Subsidiary	Loan given	30,00,00,000	5,05,09,990	-	66,37,459	NA	NA	NA	Loan	16%	3 Years	Unsecured	General Corporate purpose
21	GMR Enterprises Pvt. Ltd.	AACCG8619E	Hyderabad Jabilli Properties Pvt. Ltd.	AACCH0018A	Subsidiary	Loan given	8,00,00,00,000	83,11,55,000	6,95,90,00,000	7,54,14,55,000	NA	NA	NA	Loan	16%	3 Years	Unsecured	General Corporate purpose
22	GMR Enterprises Pvt. Ltd.	AACCG8619E	Fabcity Properties Pvt. Ltd.	AAACL4213A	Subsidiary	Loan given	4,27,50,000	1,06,00,000	4,27,50,000	-	NA	NA	NA	Loan	15%	3 Years	Unsecured	General Corporate purpose
23	GMR Enterprises Pvt. Ltd.	AACCG8619E	GMR Bannaghatta Properties Pvt. Ltd.	AAJCS2687P	Subsidiary	Loan recovered	5,00,00,00,000	4,77,60,00,000	3,44,85,00,000	-	NA	NA	NA	Loan	15%	3 Years	Unsecured	General Corporate purpose
24	GMR Enterprises Pvt. Ltd.	AACCG8619E	Grandhi Enterprises Pvt. Ltd.	AAACB4571A	Subsidiary	Loan recovered	30,00,00,000	4,38,72,531	-	66,37,459	NA	NA	NA	Loan	16%	3 Years	Unsecured	General Corporate purpose
25	GMR Enterprises Pvt. Ltd.	AACCG8619E	Hyderabad Jabilli Properties Pvt. Ltd.	AACCH0018A	Subsidiary	Loan recovered	8,00,00,00,000	24,87,00,000	6,95,90,00,000	7,54,14,55,000	NA	NA	NA	Loan	16%	3 Years	Unsecured	General Corporate purpose
26	GMR Enterprises Pvt. Ltd.	AACCG8619E	GMR Solar Energy Pvt. Ltd.	AAJCG4442N	Subsidiary	Equity Investment	1,62,00,000	1,62,00,000	2,41,00,000	4,03,00,000	NA	NA	NA	Investment	NA	NA	NA	NA
27	GMR Enterprises Pvt. Ltd.	AACCG8619E	GMR Technologies Pvt. Ltd.	AAJCG6818M	Subsidiary	Equity Investment	45,400	45,400	-	45,400	NA	NA	NA	Investment	NA	NA	NA	NA
28	GMR Enterprises Pvt. Ltd.	AACCG8619E	ISW GMR Cricket Pvt. Ltd.	AADCG0588P	Joint Venture	Security deposit refund	65,00,00,000	65,00,00,000	3,70,00,00,000	3,05,00,00,000	NA	NA	NA	NA	NA	NA	NA	NA

